

2022

PRODUCT CATALOGUE

MACTOOL 
DIAMOND & CONSTRUCTION PRODUCTS

TILE & STONE CATALOGUE



WWW.MACTOOL.CO.ZA

TABLE OF CONTENTS

TILING

TILING BLADES	1
TILE DRILLING	2
ELECTRIC TILE SAWS	3
SIGMA TILE CUTTERS	4
SIGMA SPARES	5
MANUAL TILE CUTTERS	5
TOOL-CO TILE LEVELING SPACERS	6
TILING TOOLS	7-8
ELECTRIC MIXERS	9
TILING CHEMICALS	10
TILE TRIM EDGING	11-12
RAIMONDI BULLNOSE MACHINE	13
RAIMONDI BULLNOSE WHEELS	13
RAIMONDI LARGE FORMAT TILING TOOLS	14-16
SIGMA LARGE FORMAT TILING TOOLS	17

STONE INDUSTRY

DRY BLADES	19
GRINDING & SHAPING	19
WET BLADES	20
ACHILLI & BLUE RIPPER BLADES	21
POLISHING PADS	21
STONE TOOLS	22-24
SILICONE	24
CORE DRILLING & VACUUM BRAZED BITS	25
BELLINZONI GLUES	26
BELLINZONI POLISHERS	26
BELLINZONI SEALANTS	27
BELLINZONI BUILDING	28
BELLINZONI CLEANERS	29
ELECTRIC SAWS	30-31
POLISHING MACHINES	31

POWER TOOLS

POLISHERS & GRINDERS	32
DRILLS	33
DIAMOND SAWS	33

SAFETY EQUIPMENT

SAFETY EQUIPMENT	34
----------------------------	----

MARKETING


DISPLAY STANDS	35
--------------------------	----

TECHNICAL INFORMATION

DIAMOND BLADE SIZE CHART	35
CORE DRILLING SPEED CHART	35
DIAMOND BLADE TROUBLESHOOTING	36



SCAN / CLICK QR CODE
TO DOWNLOAD OUR
DIGITAL CATALOGUES



Tiling Blades



DIY RED

Do it yourself dry cutting for tiles, stone, and general masonry.

CODE	DETAILS
HS115EC	115 x 2 x 7 x 22.23mm - Segmented
Dry chip free cutting of ceramics and natural stone tiles.	
HC115EC	115 x 2 x 7 x 22.23mm - Continuous Rim
Dry fast cutting of concrete, bricks, ceramic and natural stone tiles	
HT115EC	115 x 2 x 7 x 22.23mm - Turbo

TRADE PRO ORANGE

Dry cutting diamond blade for general masonry, concrete, and abrasive material.

CODE	DETAILS
HS115TC	115 x 2 x 7 x 22.23mm - Segmented
Dry chip free cutting of ceramics and natural stone tiles.	
HC115TC	115 x 2 x 7 x 22.23mm - Continuous Rim
HC230TC	230 x 2.4 x 7 x 22.23mm - Continuous Rim
Dry fast cutting of concrete, bricks, ceramic and natural stone tiles	
HT230TC	230 x 2.4 x 7 x 22.23mm - Turbo



SEGMENTED TRI-PACK

Pack of three dry cutting diamond blades for general masonry, stone and concrete.

CODE	DETAILS
HS115TC3	115 x 2 x 7 x 22.23mm

CONTINUOUS RIM TRI-PACK

Pack of three dry cutting diamond blades for tiles and stone.

CODE	DETAILS
HC115TC3	115 x 2 x 7 x 22.23mm



CONTINUOUS RIM DRY

Dry chip free cutting of ceramics, porcelain and natural stone tiles.

CODE	DETAILS
BC115TC	115 x 2 x 7 x 22.23mm- Standard
BC115TE	115 x 1.6 x 7 x 22.23mm- Porcelain
BC115TP	115 x 1.6 x 7 x 22.23mm- Premium
BC125TP	125 x 1.6 x 7 x 22.23mm- Premium
BC180TP	180 x 1.6 x 7 x 22.23mm- Premium
BC230TP	230 x 1.65 x 7 x 22.23mm- Premium

TURBO DRY

Dry fast cutting of ceramic, porcelain, natural stone tiles, hard concrete and hard bricks.

CODE	DETAILS
BT115E	115 x 2 x 7 x 22.23mm




CONTINUOUS RIM WET

Chip free cutting of ceramics, and natural stone tiles.

CODE	DETAILS
BC180TS	180 x 1.5 x 7 x 25.4mm (22.23mm Bush)
BC200TS	200 x 1.5 x 7 x 25.4mm (22.23mm Bush)
BC230TS	230 x 1.5 x 7 x 25.4mm (22.23mm Bush)
BC250TS	250 x 1.8 x 7 x 25.4mm (22.23mm Bush)
BC300TS	300 x 2 x 7 x 25.4mm
BC350TS	350 x 2.2 x 7 x 25.4mm

TURBO SUPER THIN WET PREMIUM

Chip free and super-fast cutting of hard porcelain, hard ceramics, and natural stone tiles.

Can cut up to 15mm tile thickness.

CODE	DETAILS
BT180P	180 x 1.4 x 8 x 25.4mm
BT200P	200 x 1.8 x 8 x 25.4mm
BT230P	230 x 1.8 x 8 x 25.4mm
BT250P	250 x 1.8 x 8 x 25.4mm
BT300P	300 x 2 x 8 x 25.4mm
BT350P	350 x 2 x 8 x 25.4mm



MUSIC SLOT WET PROFESSIONAL

Professional blade with cooling slots for fast chip free cutting of porcelain and other hard materials.

CODE	DETAILS
LCJ250P	250 x 2 x 10 x 25.4mm
LCJ300P	300 x 2 x 10 x 25.4mm
LCJ350P	350 x 2 x 10 x 25.4mm
LCJ400P	400 x 2 x 10 x 25.4mm

MUSIC SLOT WET SILVER

Professional blade designed for multi-blade tile cutting machines.

CODE	DETAILS
LCP250P60XF	250 x 1.8 x 10 x 60mm
LCP310P60XF	310 x 1.6 x 10 x 60mm



CONTINUOUS RIM WET GLASS

Premium blade for straight, true chip free cutting into various types of glass.

CODE	DETAILS
LCJ115G	115 x 1.7 x 5 x 22.23mm
LCJ250G	250 x 1.7 x 5 x 25.4mm
LCJ300G	300 x 1.7 x 5 x 25.4mm

CONTINUOUS RIM WET SPECIALISED

Professional blade for cutting a 45° profile on tiles.

CODE	DETAILS
RAD179CC250B	250mm 45° Bevel Blade
RAD179SET300B	300mm Straight Porcelain Blade





PORCELAIN CORE DRILLS ECO

Fast drilling into all types of tiles: Porcelain, hard ceramics, natural stone.

Estimated life between 5-20 holes depending on the hardness and thickness of the tile.

USE WITH WATER

CODE	DETAILS
LZV005	5 x 40mm x 10mm Hex Shank
LZV006	6 x 40mm x 10mm Hex Shank
LZV008	8 x 40mm x 10mm Hex Shank
LZV010	10 x 40mm x 10mm Hex Shank

PORCELAIN CORE DRILLS PREMIUM

Professional drilling into all types of tiles: Porcelain, hard ceramics, natural stone.

Estimated life between 50-100 holes depending on the hardness and thickness of the tile.

USE WITH WATER

CODE	DETAILS
LZK006P	6mm x 44mm x 1/2" BSP
LZK008P	8mm x 44mm x 1/2" BSP
LZK010P	10mm x 44mm x 1/2" BSP
LZK012P	12mm x 44mm x 1/2" BSP
LZK016P	16mm x 44mm x 1/2" BSP
LZK020P	20mm x 44mm x 1/2" BSP
LZK032P	32mm x 44mm x 1/2" BSP
LWST10	Water Swivel 10mm Shank x 1/2" BSP



GRANITE CORE DRILLS - BLACK

Economic drilling of all marble and granite. Good life with slower drilling speed.

USE WITH WATER

CODE	DETAILS
BZG020P	Core Drill - 20 x 105mm x M14
BZG025P	Core Drill - 25 x 105mm x M14
BZG032P	Core Drill - 32 x 105mm x M14
BZG035P	Core Drill - 35 x 105mm x M14
BZG051P	Core Drill - 51 x 105mm x M14
BZG065P	Core Drill - 65 x 105mm x M14
BZG080S	Core Drill - 80 x 105mm x M14
BZG085P	Core Drill - 85 x 105mm x M14
BZG102P	Core Drill - 102 x 105mm x M14
GAD008	Adaptor Pin to M14
GAD006	Adaptor Pin to 5/8



Adaptor Pin

TILE CORE DRILLS - BLUE

Fast drilling into all types of tiles: Porcelain, ceramics, and natural stone.

USE WITH WATER

CODE	DETAILS
LZG005P	Dowel Drill - 5 x 40mm x Straight Shank
LZG006P	Dowel Drill - 6 x 40mm x Straight Shank
LZG008P	Core Drill - 8 x 40mm x Straight Shank
LZG010P	Core Drill - 10 x 40mm x Straight Shank
LZG012P	Core Drill - 12 x 40mm x Straight Shank
LZG014P	Core Drill - 14 x 40mm x Straight Shank
LZG016P	Core Drill - 16 x 40mm x Straight Shank
LZG006M	Core Drill - 6 x 40mm x M14
LZG008M	Core Drill - 8 x 40mm x M14
LZG010M	Core Drill - 10 x 40mm x M14
LZG016M	Core Drill - 16 x 40mm x M14
LZG018P	Core Drill - 18 x 40mm x M14
LZG020P	Core Drill - 20 x 50mm x M14
LZG025P	Core Drill - 25 x 50mm x M14
LZG032P	Core Drill - 32 x 70mm x M14
LZG035P	Core Drill - 35 x 70mm x M14
LZG040P	Core Drill - 40 x 70mm x M14
LZG045P	Core Drill - 45 x 70mm x M14
LZG052P	Core Drill - 52 x 70mm x M14
LZG065P	Core Drill - 65 x 70mm x M14
LZG078P	Core Drill - 78 x 70mm x M14
LZG080P	Core Drill - 80 x 70mm x M14
LZG090P	Core Drill - 90 x 70mm x M14
LZG095P	Core Drill - 95 x 70mm x M14
LZG102P	Core Drill - 102 x 70mm x M14
LZG120P	Core Drill - 120 x 70mm x M14
GAD008	Adaptor Pin to M14
GAD006	Adaptor Pin to 5/8



CORE DRILLING GUIDES

Keeps your core bit in the correct position and prevents the bit from jumping or skipping. Produces clean and accurate holes with ease, every time.

CODE	Details
FTTO0116	Diamond Core Bit Guide (Small) 5-12mm
FTTO0118	Diamond Core Bit Guide (Large) 20-65mm



VACUUM BRAZED DIAMOND CORE BITS

Designed to give you uncomplicated, clean, smooth and chip-free holes in fibreglass, fibre concrete, ceramic, granite tops, marble or porcelain.

CODE	DETAILS	CODE	DETAILS
LVRC020P	20 x 3.5 x 7mm x M14	LVRC065P	65 x 3.5 x 7mm x M14
LVRC025P	25 x 3.5 x 7mm x M14	LVRC070P	70 x 3.5 x 7mm x M14
LVRC032P	32 x 3.5 x 7mm x M14	LVRC075P	75 x 3.5 x 7mm x M14
LVRC035P	35 x 3.5 x 7mm x M14	LVRC082P	82 x 3.5 x 7mm x M14
LVRC040P	40 x 3.5 x 7mm x M14	LVRC090P	90 x 3.5 x 7mm x M14
LVRC045P	45 x 3.5 x 7mm x M14	LVRC102P	102 x 3.5 x 7mm x M14
LVRC050P	50 x 3.5 x 7mm x M14	LVRC120P	120 x 3.5 x 7mm x M14
LVRC060P	60 x 3.5 x 7mm x M14		



FTTO0116 - 5-12mm



FTTO0118 - 20-65mm

Electric Tile Saws



RAIMONDI PIKUS 130

Ideal for cutting granite, marble, porcelain and ceramics.

Straight, 45° bevel (Jolly), & plunge cuts.

Machine includes a Diamond Blade.

TECHNICAL DETAILS

Power	1.1kW
Max Blade Size	250mm x 25.4mm
Cut Thickness Single Pass	80mm
Cut Thickness Double Pass	150mm
CODE	RA130PIK
RAS423BL130ADV	Tile Holding Device
RAS423KITDL	Folding Extensions & Left Square 90°
RAS192SQ04A	Right Hand Sliding Square
RAS192SQ07A	Left Hand Sliding Square
RAS191CL04A	Counter-square
RAS240	Water Pump
RAS374RU10D40	Self Standing 10 Roller Bench



MANTA 150 & 200

Available in both 1.5m and 2m versions, the Manta is a heavy duty single phase manual saw for cutting natural stone, porcelain, and ceramics. The head slides on two rectified chrome ground bars by means of linear ball-bearings. It is equipped with a submersible pump placed inside the base, which doubles as the water reservoir. Vertical head motion is by means of a hand-wheel for a fast and stable adjustment. Tilting head for 45° cuts. EQUIPPED WITH: 1 submersible pump and a set of servicing wrenches.

Excluding Diamond Blade

TECHNICAL DETAILS	Manta 150 / 200
Power	230V, 2.2kW
Max Blade Size	350mm x 25.4mm
Max cutting length	1500mm / 2000mm
Max cutting depth	110mm
Weight	210kg / 260kg
CODE - MANTA 150	MN120350ED
CODE - MANTA 200	MN120458
MNS17M003	Side Stop
MNS17M004	Long Diagonal Square 50cm
MNS17M005	Short Diagonal Square
MNS020022NMM	Water Pump
MNS17M000	Side Roller Bench



SIGMA JOLLY CUT

The Sigma Jolly cut is designed to cut Jolly angles effortlessly. This machine is suited for heavy work. It is fitted with a 2.2kw motor and a 300mm diamond blade. The work table slides on bearings. The machine is made of galvanised steel sheet and painted with high resistance epoxy paint.

Including Diamond Blade

TECHNICAL DETAILS

Power	2.2kW
Max Blade Size	300mm x 30mm
Max Tile Size	750mm x 750mm
Weight	61kg
CODE	SIGT0001
SIGT0002	Complete square with guide & support
SIGT0003	Fixed Square 33cm
SIGT0004	Swivel measure bar 60cm



SIGMA 370 - STANDARD

CODE	DETAILS
SIG03001	Sigma 370 Manual Tile Cutter (7F)
SIGS0001	12mm Scoring Wheel & Bolt (14A)
SIG03003	Handle 6mm Groove, 12mm Wheel (24F)

SIGMA 350 - STANDARD

CODE	DETAILS
SIG03501	Sigma 350 Manual Tile Cutter (6)
SIGS0001	12mm Scoring Wheel & Bolt (14A)
SIG03502	Ruler Guide (19)
SIG03503	Folding Extension (17)
SIG06303	Handle 8mm Groove, 12mm Wheel (24E)
SIGS0008	Universal- Handle Guide Wheel (10144)
SIGS0007	Universal- Handle Foot Rubber (104033)

SIGMA 670 - SERIES 3

CODE	DETAILS
SIG06301	Sigma 670 Manual Tile Cutter (3B4)
SIGS0001	12mm Scoring Wheel and Bolt (14A)
SIGS0003	Ruler Guide (19D)
SIG06302	Swivel Ruler 47cm-0-35cm (90LB)
SIGS0004	Ruler Clamping Lever (108621)
SIGS0005	Ruler Clamping Level Nut (1079104)
SIGS0016	Complete Adjustable Support Screw (20B)
SIG06303	Handle 8mm Groove, 12mm Wheel (24E)
SIGS0007	Universal- Handle Foot Rubber (104033)
SIGS0008	Universal- Handle Guide Wheel (10144)
SIGS0009	Universal- Spring (10659)
SIG06306	Sliding Bar Support Screws (Old Type)

SIGMA 770 - SERIES 3

CODE	DETAILS
SIG07501	Sigma 770 Manual Tile Cutter (3C2)
SIGS0001	12mm Scoring Wheel and Bolt (14A)
SIGS0003	Ruler Guide (19D)
SIG07502	Swivel Ruler 54cm-0-40cm (90LC)
SIGS0004	Ruler Clamping Lever (108621)
SIGS0005	Ruler Clamping Level Nut (1079104)
SIGS0016	Complete Adjustable Support Screw (20B)
SIG09304	Handle 10mm Groove, 12mm Wheel (24E)
SIGS0007	Universal- Handle Foot Rubber (104033)
SIGS0008	Universal- Handle Guide Wheel (10144)
SIGS0009	Universal- Spring (10659)
SIGS0006	Sliding Bar Support Screw (Old Type)

SIGMA 950 - SERIES 3

CODE	DETAILS
SIG09301	Sigma 950 Manual Tile Cutter (3D2)
SIGS0001	12mm Scoring Wheel and Bolt (14A)
SIGS0003	Ruler Guide (19D)
SIG09302	Swivel Ruler 64cm-0-46cm (90LD)
SIGS0004	Ruler Clamping Lever (108621)
SIGS0005	Ruler Clamping Level Nut (1079104)
SIGS0016	Complete Adjustable Support Screw (20B)
SIG09304	Handle 10mm Groove, 12mm Wheel (24AE)
SIGS0007	Universal- Handle Foot Rubber (104033)
SIGS0008	Universal- Handle Guide Wheel (10144)
SIGS0009	Universal- Spring (10659)
SIGS0006	Sliding Bar Support Screw (Old Type)

SIGMA 1.29 - S3 KLIK KLOCK

CODE	DETAILS
SIG12801	Sigma 1.29 Manual Tile Cutter (3E4K)
SIG12802	15mm Scoring Wheel and Bolt (14C)
SIGS0003	Ruler Guide (19D)
SIG12803	Swivel Ruler 64cm-0-64cm (90LE)
SIGS0004	Ruler Clamping Lever (108621)
SIGS0005	Ruler Clamping Level Nut (1079104)
SIGS0016	Complete Adjustable Support Screw (20B)
SIG12804	Handle 15mm Groove, 15mm Wheel (24EK)
SIGS0007	Universal- Handle Foot Rubber (104033)
SIGS0008	Universal- Handle Guide Wheel (10144)
SIGS0009	Universal- Spring (10659)
SIGS0006	Sliding Bar Support Screw (Old Type)

SIGMA 1.56 - SERIES 3 MAX

CODE	DETAILS
SIG15101	Sigma 1.56 Manual Tile Cutter (3F4M)
SIGS0010	19mm Scoring Wheel & Bolt (14MX)
SIGS0003	Ruler Guide (19D)
SIG12803	Swivel Ruler 64cm-0-64cm (90LE)
SIGS0004	Ruler Clamping Lever (108621)
SIGS0005	Ruler Clamping Level Nut (1079104)
SIGS0016	Complete Adjustable Support Screw (20B)
SIG15102	Handle 20mm Groove, 19mm Wheel (24M20X)
SIG15103	Handle Foot Rubber (104058)
SIG15104	Handle Guide Wheel (10166)

SIGMA 2.05 - SERIES 3 XL

CODE	DETAILS
SIG20501	Sigma 2.05 Manual Tile Cutter (12D1)
SIG20502	13mm Scoring Wheel & Bolt (14X)
SIGS0003	Ruler Guide (19D)
SIG20504	Swivel Ruler 55cm-0-55cm (90LG)
SIGS0004	Ruler Clamping Lever (108621)
SIGS0005	Ruler Clamping Level Nut (1079104)
SIG20503	Handle 20mm Groove, 13mm Scoring Wheel (24XL)
SIG15103	Handle Foot Rubber (104058)

SIGMA 2.45 - SERIES 3 XL

CODE	DETAILS
SIG24501	Sigma 2.45 Manual Tile Cutter (12E1)
SIG20502	13mm Scoring Wheel & Bolt (14X)
SIGS0003	Ruler Guide (19D)
SIG20504	Swivel Ruler 55cm-0-55cm (90LG)
SIGS0004	Ruler Clamping Lever (108621)
SIGS0005	Ruler Clamping Level Nut (1079104)
SIG20503	Handle 20mm Groove, 13mm Scoring Wheel (24XL)
SIG15103	Handle Foot Rubber (104058)

SIGMA Spares



SERIES 3 MAX HANDLE

Supplied standard with the 1.51m (20mm) it's a Push type that creates deep incisions into larger tiles. It has double spring cushioning which is essential for working with rough or texture surfaces. 100mm rigid foot width.

CODE	DETAILS
SIGS0011	10mm Handle & Scoring Wheel (ART:24M10X)
SIGS0012	15mm Handle & Scoring Wheel (ART:24M15X)
SIG15102	20mm Handle & Scoring Wheel (ART:24M20)
SIGS0010	Scoring Wheel & Bolt 19mm (ART:14MX)
SIGS0013	No Mark Rubber Foot (ART:106725)

SERIES 3 HANDLES

Series 3 handle that is supplied standard with the 350 (8mm), 670 (8mm), 770 (10mm), & 950 (10mm) models is a pull type handle that gives you fast and precise incisions into the tile.

CODE	DETAILS
SIG06303	Handle 8mm Groove, 12mm Wheel (24E)
SIG09304	Handle 10mm Groove, 12mm Wheel (24AE)
SIGS0001	12mm Scoring Wheel and Bolt (14A)
SIGS0002	12mm Titanium Scoring Wheel & Bolt (ART14T) 20%- 30% more scoring life
SIGS0007	Universal- Handle Foot Rubber (104033)



SIGMA HANDLE INFORMATION

When looking at which handle you require please refer to the list below for your tile cutter's bar thickness for the correct handle. There are two basic types available. The standard pull type that comes with the smaller machines and the push type that comes with the larger machines.

TILE CUTTER BAR THICKNESS:

- 350 & 670- 8mm Bar Thickness
- 770 & 950- 10mm Bar Thickness
- 1.28- 15mm Bar Thickness
- 1.51- 20mm Bar Thickness
- 2.05- 20mm Bar Thickness
- 2.45- 20mm Bar Thickness



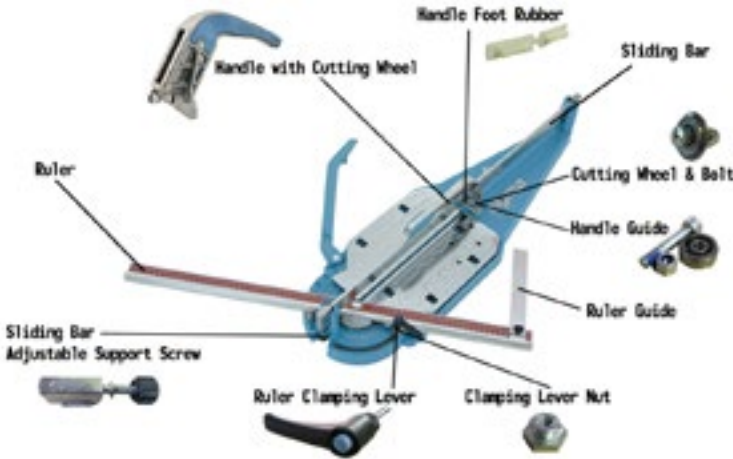
NOTE: SIGMA DISPLAY STANDS AVAILABLE, TILE CUTTERS ARE SOLD SEPARATELY.

DISPLAY STAND CODE: SIGZ001

SERIES 3 KLIK KLOCK HANDLE

Series 3 Klick Klock handle that is supplied standard with the 1.28m (15mm) is a Push type that gives you deep incision into larger tiles. It has a spring cushion which is essential for working with rough or textured surfaces. The Klick Klock system ensures greater splitting rigidity.

CODE	DETAILS
SIGS0014	10mm Handle & Scoring Wheel (ART:24AK)
SIGS0015	15mm Handle & Scoring Wheel (ART:24EK)
SIGS0013	No Mark Rubber Foot (ART:106725)



Manual Tile Cutters



430MM MANUAL TILE CUTTER

Manual tile cutter is for ceramic tiles only.

CODE	DETAILS
MTT11000	Manual Tile Cutter DIY 430mm
MTT11003	Replacement Scoring Wheel (15 x 6 x 1.5mm)

600MM MANUAL TILE CUTTERS

Available in Heavy Duty and Light Duty versions. These tile cutters are for ceramic tiles only.

CODE	DETAILS
MTT11001	Light Duty 600mm Tile Cutter
MTT11002	Heavy Duty 600mm Tile Cutter
MTT11004	Replacement Scoring Wheel (22 x 6 x 2mm)



1200MM MANUAL TILE CUTTER

A heavy duty manual tile cutter for cutting ceramic and porcelain tiles.


CODE	DETAILS
MTT11009	Heavy Duty 1200mm Tile Cutter
MTT11010	Replacement Scoring Wheel (22 x 6 x 6mm)



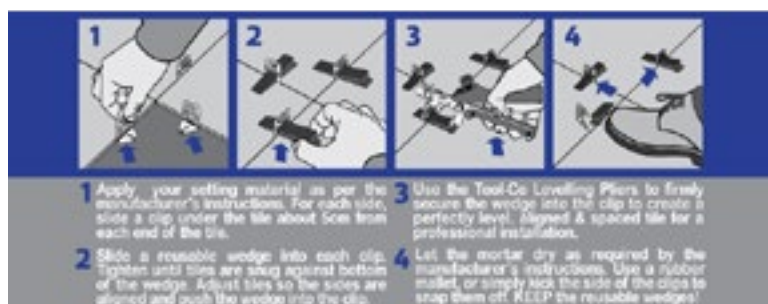

1650MM MANUAL TILE CUTTER

A heavy duty manual tile cutter for cutting ceramic and porcelain tiles.

CODE	DETAILS
MTT11020	Heavy Duty 1650mm Tile Cutter
MTT11010	Replacement Scoring Wheel (22 x 6 x 6mm)




Tool - Co
Tile Levelling System



If you're a tile installer, you're well aware of how difficult it is to properly set flexible, large format, heavy or low-thickness tiles, because often times the floor foundation is uneven and/or contains imperfections.

Tiles that seemed uniformly levelled while first installing them can show differences as the tile adhesive sets, compromising the overall aesthetics of your initial hard work.

With Tool-Co levelling spacers, this potential is no longer a threat to your perfect tile project. In addition to ensuring the proper levelling of tiles, this system helps speed the tile setting process.



Tool-Co Levelling System Clips are suitable for various materials with thicknesses ranging from 3-12mm up to 11-20mm and the clips leave a 1.5mm gap between tiles.

All Tool-Co clips have the breaking point very close to the plane where the tiles lay. This means the system can be used without any problems, even on very thin tiles (3mm) since there remains enough of a gap for tile grout.

[illegible]

CODE	DETAILS
MTT01510	100pcs x Tool-Co Levelling System Clips (3-12mm)
MTT01512	500pcs x Tool-Co Levelling System Clips (3-12mm) + Bucket
MTT01520	100pcs x Tool-Co Levelling System Clips (11-20mm)
MTT01530	100pcs x Tool-Co Levelling System Wedges (Reusable)
MTT01540	Tool-Co Levelling System Pliers



Tiling Tools



TILE SPACERS

CODE	DETAILS
MTT01002	2mm x 300pcs
MTT01003	3mm x 120pcs
MTT01005	5mm x 120pcs
MTT01006	6mm x 120pcs
MTT01008	8mm x 60pcs
MTT01010	10mm x 60pcs


GROUT REMOVERS

CODE	DETAILS
MTT06000	Light Duty Grout Remover
MTT06001	Heavy Duty Grout Remover (Includes 2 Blades)
MTT06002	Heavy Duty Grout Remover Replacement Blades (2pcs)



TROWELS

CODE	DETAILS
MTT07000	Gauging Trowel
MTT07001	Bucket Trowel



NOTCHED TROWELS

CODE	DETAILS
RAT183Q3G	Square Notched Trowel 3mm
MTT05007	Square Notched Trowel 6mm
MTT05006	Square Notched Trowel 8mm
MTT05005	Square Notched Trowel 10mm
SIGR0001	Sigma No-Air Trowel 280 x 130mm
RAT184HFV10G	Raimondi Slant Ridge Trowel 10mm



SILICONE SEALANT TOOLS

CODE	DETAILS
MTT05008	Silicone Sealant Gun
GS0023	Bulk Fill Gun 12inch
MTT05009	Silicone Sealant Set



CHIPPING HAMMERS

CODE	DETAILS
MTT02005	Chipping Hammer
MTT02006	Chipping Hammer Blade Refill (each)



RUBBER MALLETS

CODE	DETAILS
MTT02002	Rubber Mallet Black 340g
MTT02003	Rubber Mallet White 340g
RAT176500B	Solid Rubber Mallet White 500g
MTT02004	Rubber Mallet White 680g



APPLICATORS

CODE	DETAILS
MTT05000	Dual Purpose Squeegee
MTT05001	Grout Floor Squeegee & Applicator 10x10mm
MTT05002	Grout Wall Squeegee & Applicator 6x6mm
MTT05003	Plastic Floor Applicator 10x10mm
MTT05004	Plastic Wall Applicator 6x6mm



KNEE PADS

CODE	DETAILS
MTT10003	Knee Pads Plain
MTT10004	Knee Pads Plastic Cap



Tiling Tools



CHINA MARKERS

CODE	DETAILS
GM0001	Yellow China Markers (Twin Pack)
GM0002	Red China Markers (Twin Pack)
GM0003	White China Markers (Twin Pack)
GM0004	Yellow China Marker (Single)
GM0005	Red China Marker (Single)
GM0006	White China Marker (Single)

CHALK LINE & PENCILS

CODE	DETAILS
MTT09007	Chalk Line- Including Chalk
MTT12001	Carpenters Pencil (Twin Pack)



Chalk Line Including Chalk

Carpenters Pencil



Rubber Casing


Plastic Casing

TAPE MEASURES

CODE	DETAILS
MTT09000	Tape Measure 3m x 16mm Rubber Case Magnetic H/D
MTT09001	Tape Measure 5m x 19mm Rubber Case Magnetic H/D
MTT09002	Tape Measure 8m x 25mm Rubber Case Magnetic H/D
MTT09003	Tape Measure 10m x 25mm Rubber Case Magnetic H/D
MTT09008	Tape Measure 3m x 16mm Plastic Case 2-Stop
MTT09009	Tape Measure 5m x 19mm Plastic Case 2-Stop
MTT09010	Tape Measure 8m x 25mm Plastic Case 2-Stop

SPIRIT LEVELS

CODE	DETAILS
MTT09004	Spirit Level 400mm
MTT09005	Spirit Level 600mm



600mm

400mm



Mosaic Nipper

Cutting Plier

Tile Nipper

Tile Scorer

NIPPERS & CUTTERS

CODE	DETAILS
MTT03000	Mosaic Nipper
MTT03001	Tile Cutter Pliers
MTT03002	Tile Nipper
MTT03003	Tile Scorer

SUCTION CUPS

Suction cups used for lifting slabs and tiles.

CODE	DETAILS
MTT13000	Single Suction Cup
MTT13001	Double Suction Cup
MTT13002	Triple Suction Cup
RAT185	Raimondi Single Suction Cup



Single

Raimondi

Double

Triple



Cleaning Sponge

Sigma Sponge

Sigma Sponge Refill

TILE CLEANING

CODE	DETAILS
MTT12000	Cleaning Sponge
SIGX0001	Sigma Sponge - 300x140mm (Complete)
SIGX0002	Sigma Sponge Refill
RAT244SWE4	Raimondi Smart Bucket & Sponge

Raimond Smart Bucket



BLOCK BRUSH

CODE	DETAILS
MTT12005	Block Brush Synthetic 190g



FAPA1001

FAPA1000

FAPA1022

FAPA1030

MICROFIBRE MOP

CODE	DETAILS
FAPA1000	Microfibre Mop- Complete
FAPA1001	Microfibre Mop- Frame 385 x 110mm
FAPA1022	Microfibre Mop- Sleeve (Dry) 450 x 140mm
FAPA1023	Microfibre Mop- Sleeve (Wet) 460 x 150mm
FA-HA1300	Aluminium Broomstick Handle 1.3m x 22mm

CLOTHS & RAGS

CODE	DETAILS
MTT12004	Mutton Cloth 400g roll
GM0044	Rags 5kg Assorted Colours
GM0046	Rags 5kg Off-White (Un-dyed)



Mutton Cloth

Rags Assorted Colours

Rags Off-White (Un-dyed)

Electric Mixers

RAIMONDI IPERBET

230v mixer, including two 45 litre drums.



CODE	DETAILS
RAI110	Iperbet Mixer with two 45 litre drums included.
RAI289IPER	Standalone black 45 litre drum to fit the Iperbet.



RAIMONDI FLUID MIX

A mixing drum attached to a trolley to easily manoeuvre and pour out the contents.

Mixing machines sold separately.

CODE	DETAILS
RA238EUN	Raimondi Fluid Mix Bucket




AGP EV160 PADDLE MIXERS

Helix style mixing paddles to fit the AGP EV160.

General Purpose Paddle: Ideal for liquid materials with a low viscosity, including wall paints, lacquers, concrete paints, chemicals, and coating compounds.

High Viscosity Paddles: Extra-robust stirring paddle for finished mortar, finished plaster, floor compounds, refractory concrete, insulating materials and epoxy resins.



PT0101003

PT0101004



PT0101005

PT0101006

CODE	DETAILS
PT0101003	160 x 590mm x M14 (General Purpose)
PT0101004	120 x 590mm x M14 (High Viscosity)
PT0101005	140 x 590mm x M14 (High Viscosity)
PT0101006	160 x 590mm x M14 (Highest Viscosity)


AGP EV160

The AGP EV series electric mixers with revolutionary ergonomic design and sturdy mechanics features electronic speed control thumb wheels which allows the operator to adjust the speed without taking his hands off the handles.

Compound, curved handle gives extra strength and ideal ergonomic hand positioning. Locking trigger switch. Fibre reinforced nylon motor housing with easily accessible brushes. Anti-dust staggered vent.

We recommend using the AGP EV160 electric mixer with our Raimondi Fluid Mix bucket.

CODE	PTM-EV160
Voltage	230V
Power	1600W
Load Speed	180 – 350 / 280 – 550rpm
Thread	M14
Dimensions	350 x 322 x 190mm
Weight	5.6kg



STRAIGHT SHANK PADDLE MIXER

To be used with normal chuck drills.

CODE	DETAILS
MTT04000	Tile Grout & Adhesive Mixer Light Duty
MTT04001	Tile Grout & Adhesive Mixer Heavy Duty



Light Duty

Heavy Duty



LEM-3 DETERGENT

LEM-3 is a concentrated detergent which is used to clean all surfaces. It is especially suited for the treatment of marble, granite and natural stones. Designed for resistant dirt. Can be used to clean and wash all cleanable surfaces such as glass.

CODE	DETAILS
GB06201	Lem-3 Neutral Detergent 1L
GB06202	Lem-3 Neutral Detergent 5L

L&L CLEAN & POLISH

Product for an easy and quick maintenance of ceramic, natural and agglomerated stone floors. Used for the maintenance of polished or waxed natural stones.

CODE	DETAILS
GB06401	L & L Clean & polish 1L



MOULD OFF

A very concentrated cleaner with strong hygienic action, removes and prevents the formation of mould and the subsequent settlement of fungi, algae, mildew and musk.

CODE	DETAILS
GB05702	Mould off 500ml

ALGAKILL

A concentrated cleaner, it removes and prevents deposits of algae, mould and mildew on marble, granite, terrazzo, slate, stone, ceramic, concrete, glass and other hard washable surface. Suitable for slabs façades and swimming pools.

CODE	DETAILS
GB05701	Algae Killer 1L



ULTRA STRIPPER

Highly efficient detergent for every type of dirt: grease, smog, oily stains. It removes very resistant metallic, acrylic and solvent based waxes from floors and walls and it is also suitable for deep cleaning of floors before polishing.

CODE	DETAILS
GB06101	Ultra-stripper Concentrate Cleaner- 1L
GB06102	Ultra-stripper Concentrate Cleaner- 5L

TILE & GROUT CLEANER

Specific solvent-free cleaner for joints and grouts. It respects the environment, EC ECOLABEL.

CODE	DETAILS
GB12001	Tile & Grout Cleaner 500ml



DECER DOS

How many times have you seen floors become yellow or covered with an unsightly, film or tiles corroded by exceptionally aggressive or acid-based wax-removing products? Now there is DECER-DOS, a wax-remover which emulsifies resin-based or synthetic waxes, without corroding materials. Even if heavily diluted the waxremoving power of DECER-DOS remains unchanged and removes all traces of wax from the floor while restoring its natural appearance.

CODE	DETAILS
GB10001	Decer Dos De-waxer- 1L

EUREKA POLISHING GEL

The new line of products in gel specifically formulated for polish and maintain porcelain.

CODE	DETAILS
GB01301	Eureka Porcelain Polishing Gel- 1L



Galleria Vittorio Emanuele II
Milano - Italy

TOOL-CO MITRE JOINT ADHESIVE

The Tool-Co Mitre Joint Adhesive glue line has extremely high strength and precise glue application. It's fast drying in winter, it never cracks, has no whitening, no blackening, no mold, no yellowing, 100% seamless splicing effect, and provides environmental protection with high efficiency.

All products comply with EU SGS-ROHS, REACH, and ISO9001 certification.

Material Bonding: sintered stone, quartz stone, granite, marble, etc.

Working Time: 8-10 minutes @ 24 °C

Polishing Time: 18-22minutes @ 24 °C

Mixing Ratio of Glue to Curing Agent: 10 to 1

CODE	DETAILS
GSG0001	Mitre Joint Adhesive Iron Moss 250ml
GSG0002	Mitre Joint Adhesive Perfect White 250ml
GSG0003	Mitre Joint Adhesive Chameleon 250ml
GSG0004	Mitre Joint Adhesive Black 250ml
GSG0005	Mitre Joint Adhesive Ash 250ml
GSG0006	Mitre Joint Adhesive Quarry 250ml
GSG0007	Mitre Joint Adhesive Sand 250ml
GSG0008	Mixing Tip 250ml



Tile Trim Edging

STRAIGHT EDGE

CODE	DETAILS
SEA5	5mm x 2.5m- Aluminium
SEA8	8mm x 2.5m- Aluminium
SEA10	10mm x 2.5m- Aluminium
SEA12	12mm x 2.5m- Aluminium
SEA15	15mm x 2.5m- Aluminium
SEA22.5	22.5mm x 2.5m- Aluminium
430 GRADE POLISHED	
SES8-430	8mm x 2.5m- Stainless Steel
SES10430	10mm x 2.5m- Stainless Steel
SES12430	12mm x 2.5m- Stainless Steel
SES15430	15mm x 2.5m- Stainless Steel
SES22.5-430	22.5mm x 2.5m- Stainless Steel
304 GRADE MATT	
SES8	8mm x 2.5m- Stainless Steel
SES10	10mm x 2.5m- Stainless Steel
SES12	12mm x 2.5m- Stainless Steel
SES15	15mm x 2.5m- Stainless Steel
SES22.5	22.5mm x 2.5m- Stainless Steel
ALUMINIUM ECONOMY	
SEA10E	10mm x 2.5m- Aluminium
SEA12E	12mm x 2.5m- Aluminium

SQUARE EDGE

CODE	DETAILS
QEA10	10mm x 10mm x 2.5m- Aluminium
QEA12	12mm x 10mm x 2.5m- Aluminium
430 GRADE POLISHED	
QES8-430	8mm x 10mm x 2.5m- Stainless Steel
QES10-430	10mm x 10mm x 2.5m- Stainless Steel
QES12-430	12mm x 10mm x 2.5m- Stainless Steel
QES15-430	15mm x 10mm x 2.5m- Stainless Steel
QES22.5-430	22.5mm x 10mm x 2.5m- Stainless Steel
304 GRADE MATT	
QES8	8mm x 10mm x 2.5m- Stainless Steel
QES10	10mm x 10mm x 2.5m- Stainless Steel
QES12	12mm x 10mm x 2.5m- Stainless Steel
QES15	15mm x 10mm x 2.5m- Stainless Steel
QES22.5	22.5mm x 10mm x 2.5m- Stainless Steel



Aluminium



Stainless Steel

45 RAMP

CODE	DETAILS
RA45/10	10mm x 2.5m- Aluminium
RA45/12	12mm x 2.5m- Aluminium

T-PIECE

CODE	DETAILS
TEE	22mm Wide x 2.5m



FORMABLE EDGE

CODE	DETAILS
FEA8	8mm x 2.5m- Aluminium
FEA10	10mm x 2.5m- Aluminium
FEA12	12mm x 2.5m- Aluminium
FEA15	15mm x 2.5m- Aluminium
FEA22.5	22.5mm x 2.5m- Aluminium
430 GRADE POLISHED	
FES8-430	8mm x 2.5m- Stainless Steel
FES10-430	10mm x 2.5m- Stainless Steel
FES12-430	12mm x 2.5m- Stainless Steel
304 GRADE MATT	
FES10-304	10mm x 2.5m- Stainless Steel

HEAVY DUTY MOVEMENT JOINT

Available in Black or Grey. (Add B/G to end of code)

CODE	DETAILS
HDA10	10mm x 2.5m- Aluminium
HDA12	12mm x 2.5m- Aluminium
HDA15	15mm x 2.5m- Aluminium
HDA22.5	22.5mm x 2.5m- Aluminium
430 GRADE POLISHED	
HDS10	10mm x 2.5m- Stainless Steel
HDS12	12mm x 2.5m- Stainless Steel
HDS15	15mm x 2.5m- Stainless Steel
HDS22.5	22.5mm x 2.5m- Stainless Steel



RETRO STAIR NOSING

Available in Black or Grey. (Add B/G to end of code)

CODE	DETAILS
RETRO	40mm x 25mm x 2.5m- Aluminium
RETIN/SGL	2.5m- Aluminium Single Insert RUBBER INSERT INCLUDED
RETIN/DBL	2.5m- Aluminium Double Insert RUBBER INSERT INCLUDED

COVER STRIP

CODE	DETAILS
CSA1	40mm x 1m- Aluminium- Drilled
CSA3	40mm x 3m- Aluminium- No Holes
CSA3D	40mm x 3m- Aluminium- Drilled
CSA1/A/B	40mm x 1m- Aluminium- No Holes Anodised Bronze
CSA3-A	40mm x 3m- Aluminium- No Holes- Anodised Bronze



LISTELLO

CODE	DETAILS
LISA10	10mm x 10mm x 2.5m- Aluminium
LISA30	30mm x 10mm x 2.5m- Aluminium
430 GRADE POLISHED	
LISS2010	20mm x 10mm x 2.5m- Stainless Steel
LISS2012	20mm x 12mm x 2.5m- Stainless Steel

TILE IN CORNER PROTECTOR

CODE	DETAILS
TICPA10	30mm x 30mm x 10mm x 2.5m- Aluminium
430 GRADE POLISHED	
TIS3010	30mm x 30mm x 10mm x 2.5m Stainless Steel
TIS5010	50mm x 50mm x 10mm x 2.5m Stainless Steel






RETRO CORNER PROTECTOR

CODE	DETAILS
ANG12163	12mm x 12mm x 1.6mm x 3m- Aluminium
ANG15153	15mm x 15mm x 1.5mm x 3m- Aluminium
ANG19163	19mm x 19mm x 1.6mm x 3m- Aluminium
ANG25163	25mm x 25mm x 1.6mm x 3m- Aluminium
ARC50	50mm x 50mm x 2mm x 3m- Aluminium
430 GRADE POLISHED	
RETRO43030	30mm x 30mm x 2.5m- Stainless Steel
RETRO43050	50mm x 50mm x 2.5m- Stainless Steel

ROUND EDGE

CODE	DETAILS
REA8	8mm x 2.5m- Aluminium
REA10	10mm x 2.5m- Aluminium
REA12	12mm x 2.5m- Aluminium
430 GRADE POLISHED	
RES10-430	10mm x 2.5m- Stainless Steel
RES12-430	12mm x 2.5m- Stainless Steel
ALUMINIUM ECONOMY	
REA10E	10mm x 2.5m- Aluminium
REA12E	12mm x 2.5m- Aluminium



TILE IN STEP

CODE	DETAILS
TSA10	10mm x 2.5m- Aluminium
TSA12	12mm x 2.5m- Aluminium

CARPET TO TILE

CODE	DETAILS
CTT10	1m- Aluminium
CTT25	2.5m- Aluminium



ONE SIDED ROUND EDGE

CODE	DETAILS
OSR1	1m- Aluminium
OSR25	2.5m- Aluminium

CARPET TREAD COVER

CODE	DETAILS
WTR(CTC)	2.5m- Aluminium



WOOD EXPANSION COVER STRIP

CODE	DETAILS
WEC	33mm x 2.5m- Aluminium

WOOD TRANSITION RAMP

CODE	DETAILS
WTR3	44mm x 3m- Aluminium



PVC MOVEMENT JOINT

CODE	DETAILS
PVM10DG	10mm x 2.5m- Dark Grey
PVM10LG	10mm x 2.5m- Light Grey
PVM12DG	12mm x 2.5m- Dark Grey
PVM12LG	12mm x 2.5m- Light Grey

FLEXIBLE SEALS

CODE	DETAILS
PVC19LG	9mm x 3m- Flexi Seal- Light Grey
PVC19W	9mm x 3m- Flexi Seal- White
PVC12LG	12mm x 3m- Flexi Seal- Light Grey
PVC12W	12mm x 3m- Flexi Seal- White



PVC ROUND EDGE

Sold in Packs of 10

CODE	DETAILS
PVC7B	7mm x 2.4m- Black
PVC7BF	7mm x 2.4m- Buff
PVC7C	7mm x 2.4m- Cappuccino
PVC7DB	7mm x 2.4m- Dark Brown
PVC7DG	7mm x 2.4m- Dark Grey
PVC7I	7mm x 2.4m- Ivory
PVC7LB	7mm x 2.4m- Light Brown
PVC7LG	7mm x 2.4m- Light Grey
PVC7T	7mm x 2.4m- Terracotta
PVC7W	7mm x 2.4m- White
PVC9BL	9mm x 2.4m- Black
PVC9BF	9mm x 2.4m- Buff
PVC9C	9mm x 2.4m- Cappuccino
PVC9DB	9mm x 2.4m- Dark Brown
PVC9DG	9mm x 2.4m- Dark Grey
PVC9I	9mm x 2.4m- Ivory
PVC9LB	9mm x 2.4m- Light Brown
PVC9LG	9mm x 2.4m- Light Grey
PVC9T	9mm x 2.4m- Terracotta
PVC9W	9mm x 2.4m- White

CODE	DETAILS
PVC12BL	12mm x 2.4m- Black
PVC12BF	12mm x 2.4m- Buff
PVC12C	12mm x 2.4m- Cappuccino
PVC12DB	12mm x 2.4m- Dark Brown
PVC12DG	12mm x 2.4m- Dark Grey
PVC12I	12mm x 2.4m- Ivory
PVC12LB	12mm x 2.4m- Light Brown
PVC12LG	12mm x 2.4m- Light Grey
PVC12T	12mm x 2.4m- Terracotta
PVC12W	12mm x 2.4m- White



GENERAL CLEANING:

ROUTINE CLEANING:

Stainless Steel / Aluminium / PVC

The best method for cleaning Stainless Steel is quite simply soap, or a mild detergent (such as SUNLIGHT LIQUID®) in warm water, applied with a soft cloth or synthetic sponge. Rinse in hot water, dry with a soft cloth or allow to "drip dry". Occasionally, the use of a mild household cleaner (HANDY ANDY®) and fine synthetic scourer (Green SCOTCH-BRITE®) or a brush with nylon bristles may be used. Routine cleaning applied over several days will generally remove heavy soiling and staining.

USE:

Routine gentle cleaning.
Household cleaners showing "Suitable for Stainless Steel".
Repeated routine gentle cleaning rather than a single aggressive cleaning.

DO NOT USE:

Coarse abrasive powders.
Metallic scourers.
Silver or brass cleaners.

DISCLAIMER:

- The 430 grade of Stainless Steel is recommended to be used for indoor use in dry areas only.
- The 304 grade of Stainless Steel is recommended for outside use and wet / moist areas indoors.
- The 316 grade of Stainless Steel is available for highly corrosive applications- salt water, sea-spray, mist and fog.

RAIMONDI Bullnose Machine



BULL DOG ADVANCED BULLNOSE MACHINE

The Raimondi Bulldog Advanced Bullnose Machine enables you to perform perfect bullnose and 45-degree mitre cuts on just about any Porcelain or Natural Stone up to 30mm thick. It has a dual motor assembly operating two different diamond wheels in one pass and will produce a perfect edge, regardless of the thickness of the tile.

It has an extend length of shaping up to 120cm tiles thanks to side extensions and table available for large materials.

CODE	RA428BI-BULL
Maximum Length	120cm
Mill Radius	8mm - 30mm
Motor Power	1000W, Single Phase
Weight	155kg



RAIMONDI Bullnose Wheels



½ BULLNOSE MILLING WHEEL CONTINUOUS RIM - STEP 1 (A)

The continuous rim milling wheel is the first step in the bullnosing process. This wheel starts the bullnosing by removing porcelain or stone material. The continuous rim wheel keeps it's shape throughout the grinding process.

CODE	DETAILS
RA179BU008FC-AR	8mm x 115mm
RA179BU010FC-AR	10mm x 120mm
RA179BU015FC125	15mm x 125mm



½ BULLNOSE FINISHING WHEEL CONTINUOUS RIM - STEP 2

This continuous rim finishing wheel is the second step in the bullnosing process. This wheel will give you a rough finish and prepare your stone or porcelain tile for polishing.

CODE	DETAILS
RA179BU8RF	8mm x 115mm
RA179BU10RF	10mm x 120mm
RA179BU12RF	12mm x 120mm
RA179BU15RF125	15mm x 125mm
RA179BU20RF	20mm x 150mm
RA179BU30RF	30mm x 160mm



45° PROFILE SEGMENTED WHEEL FOR JOLLY & BEVEL

This segmented wheel is used for performing 45° mitre jobs. Great for making mitre cuts where tiles and stone join at a right angle.

CODE	DETAILS
RA179BULL45°	15mm x 120mm



FULL BULLNOSE SEGMENTED FOR SHAPING AND FINISHING

CODE	DETAILS
RA179BUTOH22GG	Full Bullnose wheel for Shaping 11mm x 125mm
RA179BUTOH22GF	Full Bullnose wheel for Finishing 11mm x 125mm

½ BULLNOSE SHAPING WHEEL SEGMENTED - STEP 1 (B)

The segmented shaping wheel is a more aggressive grinding wheel also used as the first step in the bullnosing process. This wheel starts the bullnose by removing porcelain or stone material. This segmented shape could be reshaped halfway though it's life to give you optimum life on the tool.



CODE	DETAILS
RA179BULL10	10mm x 120mm
RA179BULL12	12mm x 125mm
RA179BULL15-125	15mm x 130mm
RA179BULL20	20mm x 150mm
RA179BULL25	25mm x 150mm
RA179BULL30	30mm x 160mm

½ BULLNOSE WHEELS FOR POLISHING - STEP 3

The polishing wheels are the third step in the bullnosing process. Available in (400# to 3500#)

For Porcelain: Step 1, 2 and 3 (400# and if required 800#) is suggested.

For Marble: Step 1, 2 and 3 (400#, 800# and 1500#) is suggested.


For Granite: Step 1, 2 and 3 (400#, 800#, 1500#, 1800# or 3500# if required) is suggested.

Note: Granite may need additional polishing between the 2nd and 3rd wheels with a 200 grit diamond pad.

CODE	DETAILS
RA179BU8LA	R.8mm x 400# Polishing
RA179BU10LA	R.10mm x 400# Polishing
RA179BU10LB	R.10mm x 800# Polishing
RA179BU15LA	R.15mm x 400# Polishing
RA179BU15LB	R.15mm x 800# Polishing
RA179BU15LC	R.15mm x 1500# Polishing
RA179BU15LD	R.15mm x 1800# Polishing
RA179BU15LE	R.15mm x 3500# Polishing
RA179BU30LA	R.30mm x 400# Polishing
RA179BU30LB	R.30mm x 800# Polishing



RAIMONDI Large Format Tiling Tools



EASY-MOVE MKIV

The Easy-Move is designed for the handling and installation of large format tiles and slabs. It incorporates stain-free, tilting suction cups with vacuum gauges. The maximum tile/slab length is 329cm while the minimum is 100cm, in order to handle shorter lengths you can separate the two profiles and use a single profile. The suction cups can slide along the aluminium profiles thanks to the quick lock/release handle system. The vacuum suction cups are 150mm in diameter and are perfect for smooth or textured tiles and is built with special stain-free rubber. It is possible to restore or increase the vacuum while the suction cups are still attached to the tile or slab.

CODE	DETAILS
RAL432EM04TA	EASY-MOVE MKIV + crossbars & 8 vacuum gauge suction cups
RAL432E004TR	Pair of crossbars for the EASY-MOVE MKIV
RAL432E004VA	Pair of 2 vacuum suction cups with gauge (For MKIV)
RAL432E003VV	Pair of 2 vacuum suction cups without gauge (For MKIII)
RAL185V150CP	Replacement Suction Cup
RAL185V150GO	Gray rubber replacement for vacuum gauge suction cups



Crossbars



Vacuum Suction Cup For Crossbars




Replacement Suction Cup



CAM MKIII - LARGE FORMAT TILE CART

Cart designed for transport and handling of large format tiles. It allows to easily and safely spread adhesive in the back of the tile ("back-buttering"). For this purpose it comes with two height-adjustable hooks for holding our Easy Move frame. When the easy move is on the CAM ADV, the suction cups remain fully accessible. This allows you to restore the vacuum easily if needed. This feature is particularly relevant when installing textured large format tiles.

CODE	DETAILS
RAL169CMLUN	
Maximum load	250kg
Dimensions	140cm x 43cm x 30cm
Weight	34kg



BM180 MKII - MODULAR WORK BENCH

BM180 MkII is the ideal working bench for cutting and processing large format slabs. Worktop dimension (1 single table): 180x90cm; up to 270x90cm with extension. Combining two BM180 MkII tables together and the resulting worktop dimension is 360x90cm, which can be extended up 420x150cm with optional extensions. Ideal for any size tile 300x100cm or bigger. It also comes in a PLUS variant with an adjustable width with a minimum of 100cm and a maximum of 150cm with intermediate steps.

CODE	DETAILS
RAL394MAPLUS	BM180 With Variable Width and Folding Legs
RAL394BLOIACP	Stand-alone tile holder for 3-30mm thickness
RAL394CC01A	Kit of 20 tile-support cylinders



Stand-Alone Tile Holder

Kit of 20 Tile-Support Cylinders



MS3270W

RAL324RA01A

BNT125



BGS125DN



BC45 BEVEL CUTTING DEVICE ("JOLLY")

A device to perform 45° bevel cuts directly on the construction site! It works by sliding across the edge of the tile or slab with anti-scratch plastic slides. This guarantees a fast and precise execution and allows you to work without any length limits. The maximum tile or slab thickness with a 115mm blade is 16mm, while a 125mm blade can cut up to 20mm. There are dedicated knobs for adjusting the cutting depth to determine the best amount of material to remove. Once you make the adjustment, it is set for any future cutting of any tile thickness.

Suitable with almost all angle grinders between 600-1100W that have an M14 arbour attachment.

Angle Grinder Sold Separately. Ask Your Sales Rep For Assistance

CODE	DETAILS
RAL433BCOHEU	BC45 Mitre Cut (Jolly) Excl. Grinder
BNT125	125mm Turbo Diamond Blade
BGS125DN	125mm ADW Epic Diamond Blade
MS3270W	Plastic 10L Mesto PROFI water tank, 3bar
RAL324RA01A	Spray Bottle Water Valve



RAIMONDI Large Format Tiling Tools



RAIZOR CUTTING SYSTEM

The Raimondi Raizor is a cutting system for large format tiles up to 332cm. The guides are made of sturdy aluminium extruded profiles, each one with 3 stain-free Ø88mm suction cups, totalling 6 suction cups. The suction cups' handles perform a 180° movement in order not to interfere with the cutting unit. The cutting unit is made of die cast aluminium and runs onto the guide thanks to three polyoxymethylene wheels, each equipped with two internal bearings. It is provided with fine adjustment systems which allows for the perfect coupling of the cutting unit with the guide, increasing the precision and quality of the cut.

CODE	DETAILS
RAL433CRR	Raizor Cutting System 3320mm
RAL433CRP100	1150mm Extension Bar
RAL135D16A	Wheel, 16mm with axle
RAL169TM01AN	Cutting-off pliers for 6-20mm Thick Tiles/Slabs
RAL433GT01A	Raizor Cutting Head Including Scoring Wheel
RAS185G003SG	Replacement Suction Cup



Cutting off Pliers
6-20mm Tile/Slab Thickness



POWER RAIZOR

A multi-angle cutting unit to be used with most popular angle grinders and the RAIZOR cutting guide. It performs cuts with the following angles: 45°, 90°, and 180°. It also has a tilting movement for plunge cuts to adjust the depth of the cut. Can be used for both dry and wet use if you purchase the wet cut kit.

CODE	DETAILS
RAL433PWROHR	Power Raizor (Grinder Not Included)
BNT125	125mm Turbo Diamond Blade
BGS125DN	125mm ADW Epic Diamond Blade
RAL179FLEX006SE	Shaping Wheel Half Bullnose 6mm
RAL179FLEX010SE	Shaping Wheel Half Bullnose 10mm
RAL179FLEX012SE	Shaping Wheel Half Bullnose 12mm
RAL179FLEX045SE	Shaping Wheel 45 Profile
MS3270W	Plastic 10L Mesto PROFI water tank, 3bar
RAL324RA01A	Spray Bottle Water Valve
RAL433PWZPA	Dust Containment Device
RAD227D060	60# Diamond Pad for Edge Finishing



MAKITA GA5040C



CODE	POG125M001
Power	1400W
Size	125mm
Speed	2800-11000rpm
Fixture	M14
Weight	2.5kg

FLEX L811 125mm ANGLE GRINDER



CODE	POG125F003
Power	800W
Size	125mm
Speed	11500rpm
Fixture	M14
Weight	2.0kg

WET POLISHING PADS WHITE



CODE	DETAILS
BPN0050	100 x 3mm x 50# Light Green
BPN0100	100 x 3mm x 100# Dark Blue
BPN0200	100 x 3mm x 200# Yellow
BPN0400	100 x 3mm x 400# Light Blue
BPN0800	100 x 3mm x 800# Dark Green
BPN1500	100 x 3mm x 1500# Orange
BPN3000	100 x 3mm x 3000# Pink

BACKING PADS

Backing pads for use with Wet Polishing Pads.

CODE	DETAILS
BPAD115	105mm x M14
BPAD100F	105mm x M14 - Foam Flex



RAIMONDI Large Format Tiling Tools

TIP-TOP

A pair of face-up mitre-clamping-devices for stairs and countertops of any length.

CODE RAL171TGRAI



KOMPASS

The Kompass is a device to perform large diameter circular cuts on large format tiles using the score and snap system. It is possible to cut centered ($\varnothing 22\text{cm} - \varnothing 100\text{cm}$), and off centered holes ($\varnothing 32\text{cm} - \varnothing 100\text{cm}$). It is possible to perform a full circular hole, a semicircular hole, and $\frac{1}{4}$ circle, rounding the corner of the slab.

CODE RAL433KOMP50

CLOSER

A slab, for example sized 300x150cm, once positioned is hard to move in order to bring it closer to an adjacent slab properly. This is what the Raimondi Closer is made for. It is the perfect device to mechanically accost slabs with ease.

CODE RAL185DAL01A



MOTOKOMPASS

The MotoKompass is a device designed to perform large diameter circular cuts on a large format tiles and provide a rounded corner finishing with half bullnose and jolly edge profiles.

Suitable for most angle grinders between 600-1100W

Angle Grinder and Shaping Wheels Not Included

CODE RAL433KOMOHR

NOTCHED TROWELS

It is fundamental to properly apply adhesive with the correct notched trowel using the "back-buttering" technique. When spreading the tile adhesive with a slanted ridge, the ridge overlaps and collapses to provide superior adhesive coverage and reduces any air pockets occurring under the tile/slab.

The absence of air under the tile improves the transmission of heat in case of underfloor heating and reduces the chance of cracking.



Slant Ridge

Square Notch



E-FOX BATTERY POWERED TILE VIBRATOR

The e-FOX is a professional large format tile and slab vibrator designed to expel air from underneath the tile or slab by producing high frequency vibrations, removing air pockets and optimising the distribution of the tile adhesive.

Replaces the Raimondi Volpino Corded Vibrator

CODE RAL321BATPRR



TILE BEATER

The Raimondi Anti-Bouncing Tile Beater with rubber bottom (145x350mm) is used to remove the air beneath tile slabs, which if left alone increases the chance that the slabs will break.

CODE RAL142G



SIGMA Large Format Tiling Tools

sigma**KERA-CUT**

The Sigma Kera-Cut is designed to cut large format tiles. The sliding guide in a single piece is light and strong and remains accurate even in the event of accidental falls. It can be fixed either with suction cups to the tile or attached to a work bench for repetitive cuts.

CODE	DETAILS
SIGK0013	Kera-Cut Rail and Cutter 332cm (8AE)
SIGK0014	Kera-Cut Rail Extension 550mm (8AEP)
SIGK0012	Kera-Cut Replacement Suction Cups (51C)
SIGK0002	Kera-Cut 12mm scoring wheel & bolt (14G)
SIGK0003	Kera-Cut 19mm scoring wheel & bolt - Old Model (14K)
SIGK0005	Universal Separator for breaking tiles between 20-30mm (41D)
SIGK0008	Kera-Flex Attachment, inc. Blade, exc. Grinder (38F13D)
POG125F003	Flex L811/125mm Grinder 800W (Constant Speed)
POG115M001	Makita GA4530 115mm Grinder 720W (Constant Speed)
POG125F001	Makita GA5040C 125mm Grinder 1400W (Variable Speed)

Kera-Flex Attachment Excluding Grinder

**sigma**

Flex L811



Makita GA4530




Makita GA5040C

**SIMPLE BEVEL**

Precision Machine for chamfering porcelain tiles, marble, granite & glass. Rests on top of the tile and slides along it's edge to create a uniform chamfer along the entire length of the edge. It will follow the curves in the tile which would not be possible if using a rigid guide. Bevel from 1 to 12mm (from 1 to 6mm on porcelain) Adjustable to any angle between 22° and 90°. The BULL is obtained with multiple passes at different angles. Allows finishing of the lateral edge of the tile. (max 30mm)

CODE	DETAILS
SIGK006	Sigma Simple Bevel - Excluding Grinder (36A4D)
POG125F003	Flex L811/125mm Grinder 800W (Constant Speed)
POG115M001	Makita GA4530 115mm Grinder 720W (Constant Speed)
POG125F001	Makita GA5040C 125mm Grinder 1400W (Variable Speed)
LCGC105P	Turbo Cup Grinder 105mm x M14 (Course)
LCGM105P	Turbo Cup Grinder 105mm x M14 (Medium)
LCGF105P	Turbo Cup Grinder 105mm x M14 (Fine)
BPAD115	Backing Pad 100mm x M14
BPN0050	Polishing Pad 100 x 3mm x 50# Light Green
BPN0200	Polishing Pad 100 x 3mm x 200# Yellow
BPN0800	Polishing Pad 100 x 3mm x 800# Dark Green
BPN1500	Polishing Pad 100 x 3mm x 1500# Orange
SIGK008	Sigma Simple Bevel Table Fixing Kit (36C4)
MS3270W	Plastic 10L Mesto PROFI water tank, 3bar

Turbo Cup Grinder



Backing Pad



Polishing Pads



Table Fixing Kit



Water Tank

sigma

Flex L811



Makita GA4530



Makita GA5040C

**JOLLY EDGE**

The Jolly Edge is a combination of the Jolly Bull and the Jolly Angle. It rests on the edge of the tile/slab (stoneware, marble, granite, etc.) to ensure the uniformity of the chamfer along the entire edge being worked. It will follow the curves of the slab, which would not be possible with a cutter guided by a rigid guide. It can work in a single pass on tiles with thickness of 5mm to 20mm. If it is fitted with a diamond blade, it can cut a flat bevel at any angle from 40° to 50°. If it is fitted with a diamond grinding wheel, it can create a bullnose with radius of 6mm, 8mm, or 10mm.

CODE	DETAILS
SIGJE001	Sigma Jolly Edge - Excluding Grinder (37A1D)
POG125F003	Flex L811/125mm Grinder 800W (Constant Speed)
POG115M001	Makita GA4530 115mm Grinder 720W (Constant Speed)
POG125F001	Makita GA5040C 125mm Grinder 1400W (Variable Speed)
BNC115P	Laser Slot Continuous Rim - Premium 115 x 1.5 x 22.23mm
BGS125DN	125mm ADW Epic Diamond Blade
SIGJE006	Jolly Edge Bullnose Wheel R6mm (072L06)
SIGJE005	Jolly Edge Bullnose Wheel R8mm (072L)
SIGJE004	Jolly Edge Bullnose Wheel R10mm (072L10)
BPAD115	Backing Pad 100mm x M14
BPD0200	Polishing Pad, Dry 100 x 1.5mm x 200#
BPD0800	Polishing Pad, Dry 100 x 1.5mm x 800#
BPD1500	Polishing Pad, Dry 100 x 1.5mm x 1500#
SIGJE002	Sigma Jolly Edge Table Fixing Kit (37C)

BNC115P



BGS125DN



Bullnose Wheels



Backing Pad



Polishing Pads



Table Fixing Kit

sigma®
Made in Italy di Ambrogiani



sigma® 1.29

Who are sigma®?

sigma® are italian specialists in equipment for professional tilers and have been since 1964! They manufacture high quality, reliable products that will take your tiling business to the next level. Each of their tile cutters are professionally designed by qualified technicians using the latest CAD software before they get started on production. Each stage of production then goes through rigorous quality assurance checks to satisfy the highest standards of strength, safety, and reliability.




D.I.Y. & Professional Tiling

The sigma® 670 is designed to be used for both do-it-yourself and professional jobsites.

The 670 is thus one of the most popular models in the range! It's main characteristics are strength, precision, low weight and the ability to easily cut most common porcelain and ceramic tiles up to **19mm thick and 670mm long with a diagonal cutting length of 470mm.**

Like the rest of the sigma® range, this tile cutter features a swiveling measurement bar that assists the user in **cutting angles from 0-45°** with ease and precision.



sigma® 670

The sigma® 1.29 is designed for the most demanding professionals, a tile cutter that

is made to cut a range of tiles up to **19mm thick 1298mm long with a diagonal cutting length of 917mm.** This cutter has a specialised "Klick Klock" handle with a tungsten

carbide scoring wheel that scores the tile by pushing the breaker along the surface of the tile. Flipping the handle over and pushing down applies the pressure to cleanly break the tile, every time. Now that's quality!

Watch out for fakes!

Like with every great brand, there will always be the few who try and sell you a cheap knock-off that will eventually just end in disappointment. How do you make sure that what you are buying is authentic? The easiest way is to check the product and **look for the sigma® logo**, which will always be proudly displayed on in multiple places such as the handle, base plate, body, and even on the scoring wheel! If it doesn't say sigma®, it's not a true sigma® product!



Dry Blades



SEGMENTED STANDARD

Dry economy cutting of granite and marble products.

CODE	DETAILS
HQS125P	125 x 2.2 x 8 x 22.23mm
HQS180P	180 x 2.4 x 8 x 25.4mm
HQS230E	230 x 2.7 x 8 x 22.23mm
HQS230ET	230 x 2.8 x 15 x 22.23mm Turbo Segmented

TURBO SEGMENTED CYCLONE

Super fast cutting of all natural and engineered stone products.


CODE	DETAILS
BTY230P	230 x 2.9 x 8 x 22.23mm



SEGMENTED PREMIUM

For fast cutting of all natural stone, engineered stone and building products. Suitable for dry or wet use.

CODE	DETAILS
BGS115S	115 x 2.2 x 7 x 22.23mm
BGS125S	125 x 2.5 x 7 x 22.23mm
BGS180S	180 x 2.6 x 7 x 25.4mm
BGS230S	230 x 2.8 x 7 x 22.23mm



TURBO WAVE ECONOMY

For fast and smooth cutting of all natural stone, engineered stone, and building products. Suitable for dry or wet use.

CODE	DETAILS
BTW115P	115 x 2.2 x 10 x 22.23mm
BTW125P	125 x 2.2 x 8 x 22.23mm
BTW180P	180 x 2.5 x 8 x 25.4mm
BTW230P	230 x 2.6 x 8 x 22.23mm

TURBO CYCLONE

For super fast cutting of all natural and engineered stone products.

CODE	DETAILS
BTX125P	125 x 2.2 x 9 x 22.23mm
BTX180P	180 x 2.6 x 9 x 25.4mm
BTX230P	230 x 2.9 x 9 x 22.23mm



TURBO PREMIUM

For fast and smooth cutting of all natural stone, engineered stone, and building products. Suitable for dry or wet use.

CODE	DETAILS
LTG125P	125 x 2.2 x 8 x 22.23mm
LTG150P	150 x 2.6 x 8 x 22.23mm
LTG180P	180 x 2.6 x 9 x 25.4mm
LTG200P	200 x 2.8 x 8 x 22.23mm
LTG230P	230 x 2.8 x 9 x 22.23mm

T-SEGMENTED CONCAVE

For cutting oval or circular shapes in all natural and engineered stone products. For wet and dry use.

CODE	DETAILS
BSC125P	125 x 3.5 x 8 x 22.23mm - Economy
BSC180P	180 x 2.5 x 9 x 22.23mm - Economy
LSC125PP	125 x 2.8 x 8 x 22.23mm - Premium
LSC180PP	180 x 3.2 x 9 x 22.23mm - Premium



Grinding & Shaping



TURBO CUP GRINDER PREMIUM

CODE	DETAILS
LCGC105P	105mm x M14 - Course
LCGM105P	105mm x M14 - Medium
LCGF105P	105mm x M14 - Fine

TURBO CUP GRINDER CYCLONE

CODE	DETAILS
HCGC105C	105mm x M14 - Course
HCGM105C	105mm x M14 - Medium
HCGF105C	105mm x M14 - Fine



SHAPING WHEELS

CODE	DETAILS
LVC125CG	Cutting & Grinding 125 x 4mm x M14
LVC125CG7.5	Cutting & Grinding 125 x 7.5mm x M14
LGVB125	Grinding Wheel 125 x 22.23mm

CUTTING & GRINDING WHEEL

CODE	DETAILS
BRT125CG	125 x 3mm x M14



SILENT CENTRE GRANITE - CYCLONE

CODE	DETAILS
HQS350Z	350 x 15 x 50/60mm
HQS400Z	400 x 15 x 50/60mm
HQS450Z	450 x 15 x 50/60mm
HQS500Z	500 x 15 x 50/60mm
HQS600Z	600 x 15 x 50/60mm
HQS800Z	800 x 15 x 100mm
HQS400ZP	400 x 15 x 50/60mm - Premium




SILENT CENTRE GRANITE - PREMIUM

CODE	DETAILS
BGS300P	300 x 12 x 50/60mm
BGS350P	350 x 12 x 50/60mm
BGS400P	400 x 12 x 50/60mm
BGS450P	450 x 12 x 50/60mm
BGS500P	500 x 12 x 50/60mm
BGS600P	600 x 12 x 50/60mm



STANDARD CENTRE GRANITE

CODE	DETAILS
BGS300P	300 x 10 x 50/60mm
BGS350N	350 x 10 x 50/60mm
BGS400N	400 x 12 x 50/60mm
BGS450N	450 x 12 x 50/60mm



STANDARD CENTRE MARBLE

CODE	DETAILS
HQM350P	350 x 10 x 50/60mm - Economy
HQM400P	400 x 10 x 50/60mm - Economy
BGS400M	400 x 12 x 50/60mm - Premium
BGS500M	500 x 12 x 50/60mm - Premium



STANDARD CENTRE SANDSTONE

CODE	DETAILS
BGT300P	300 x 3.2 x 10 x 25.4mm
BGT350P	350 x 3.2 x 10 x 25.4mm
BGT450P	450 x 3.6 x 10 x 25.4mm
HQN700P	700 x 6.5 x 15 x 50/60mm
HQN800P	800 x 7 x 15 x 50/60mm



STANDARD CENTRE QUARTZ

Jumbo RPM: 2100rpm
Natural Quartzite: up to 5m/min
Granite: up to 10m/min
Quartz Stone: up to 12m/min

CODE	DETAILS
BGS400QS	400 x 20 x 50/60mm - ADW Jumbo
HQS400Q	400 x 2.8 x 8 x 50/60mm - Tool-Co Economy



MULTI-PURPOSE SILENT CENTRE ADW JOKER

Blade RPM: 2100rpm
Ultracompact Surfaces: up to 2.5m/min
Natural Quartzite: up to 3.0m/min
Marble: up to 4.0m/min
Quartz Stone: up to 6.0m/min
Granite: up to 6.0m/min

CODE	DETAILS
BGS400GS	400 x 10 x 50/60mm



SINTERED STONE & PORCELAIN ADW IKON

350mm Blade Cutting 12mm Slabs: 1.5m/min @2700rpm
350mm Blade Cutting 20mm Slabs: 1.0m/min @2700rpm
400mm Blade Cutting 12mm Slabs: 1.5m/min @2400rpm
400mm Blade Cutting 20mm Slabs: 1.0m/min @2400rpm
450mm Blade Cutting 12mm Slabs: 1.2m/min @2100rpm
450mm Blade Cutting 20mm Slabs: 0.8m/min @2100rpm

CODE	DETAILS
BGS350DS	350 x 10 x 50/60mm
BGS400DS	400 x 10 x 50/60mm
BGS450DS	450 x 10 x 50/60mm



SINTERED STONE & PORCELAIN TURBO - WET/DRY

CODE	DETAILS
BNT115P	115 x 1.1 x 22.23mm
BNT125P	125 x 1.5 x 22.23mm
BNT180P	185 x 1.6 x 22.23mm



SINTERED STONE & PORCELAIN LASER SLOT - WET/DRY

CODE	DETAILS
BNC115P	115 x 1.5 x 22.23mm
BNC125P	125 x 1.6 x 22.23mm
BNC180P	180 x 1.9 x 22.23mm



SINTERED STONE & PORCELAIN THIN TURBO - WET/DRY

CODE	DETAILS
LTE115P	115 x 7.5 x 1.3 x 22.23mm
LTE125P	125 x 7.5 x 1.3 x 22.23mm
LTE180P	180 x 7.5 x 1.8 x 22.23mm



SINTERED STONE & PORCELAIN TURBO - ADW EPIC

CODE	DETAILS
BGS125DN	125 x 10 x 22.23mm
BGS180DN	180 x 10 x 22.23mm



Achilli & Blue Ripper Blades



TURBO SEGMENTED WET CUTTING

CODE	DETAILS
BBR350P25	Achilli Diamond Blade - 25.4mm Bore
BBR350P60	Blue Ripper Diamond Blade - 60mm Bore



PLEASE SEE PAGE 60 FOR MORE INFORMATION ON THE ACHILLI RAIL SAW

Polishing Pads

WET POLISHING PADS ECONOMY

CODE	DETAILS
BPP0050	100 x 3mm x 50# Light Blue
BPP0100	100 x 3mm x 100# Dark Blue
BPP0200	100 x 3mm x 200# Yellow
BPP0400	100 x 3mm x 400# Orange
BPP0800	100 x 3mm x 800# Red
BPP1500	100 x 3mm x 1500# Dark Green
BPP3000	100 x 3mm x 3000# Light Green

WET POLISHING PADS PROFESSIONAL

CODE	DETAILS
BPO0050	100 x 3mm x 50# Brown
BPO0100	100 x 3mm x 100# Red
BPO0200	100 x 3mm x 200# Orange
BPO0400	100 x 3mm x 400# Yellow
BPO0800	100 x 3mm x 800# Red
BPO1500	100 x 3mm x 1500# Light Blue
BPO3000	100 x 3mm x 3000# Purple
BPOBUFFB	Buff Black
BPOBUFFW	Buff White

WET POLISHING PADS 5MM THICK PREMIUM

CODE	DETAILS
BPC0025	100 x 5mm x 25# Dark Blue
BPC0050	100 x 5mm x 50# Light Blue
BPC0100	100 x 5mm x 100# Navy Blue
BPC0200	100 x 5mm x 200# Yellow
BPC0400	100 x 5mm x 400# Orange
BPC0800	100 x 5mm x 800# Red
BPC1500	100 x 5mm x 1500# Dark Green
BPC3000	100 x 5mm x 3000# Light Green

WET POLISHING PADS 6MM THICK PREMIUM

CODE	DETAILS
BPQ0030	150 x 6mm x 30# Brown
BPQ0050	150 x 6mm x 50# Light Blue
BPQ0100	150 x 6mm x 100# Dark Blue
BPQ0200	150 x 6mm x 200# Yellow
BPQ0400	150 x 6mm x 400# Orange
BPQ0800	150 x 6mm x 800# Red
BPQ1500	150 x 6mm x 1500# Dark Green
BPQ3000	150 x 6mm x 3000# Light Green

WET POLISHING PADS WHITE

CODE	DETAILS
BPN0050	100 x 3mm x 50# Light Green
BPN0100	100 x 3mm x 100# Dark Blue
BPN0200	100 x 3mm x 200# Yellow
BPN0400	100 x 3mm x 400# Light Blue
BPN0800	100 x 3mm x 800# Dark Green
BPN1500	100 x 3mm x 1500# Orange
BPN3000	100 x 3mm x 3000# Pink

3 STEP WET POLISHING PADS PREMIUM

CODE	DETAILS
BPT0001	100 x 2.4mm x Ne1
BPT0002	100 x 2.4mm x Ne2
BPT0003	100 x 2.4mm x Ne3
BPT1501	150 x 3mm x Ne1
BPT1502	150 x 3mm x Ne2
BPT1503	150 x 3mm x Ne3

DRY POLISHING PADS PREMIUM

CODE	DETAILS
BPD0050	100 x 1.5mm x 50# Dark Blue
BPD0100	100 x 1.5mm x 100# Yellow
BPD0200	100 x 1.5mm x 200# Orange
BPD0400	100 x 1.5mm x 400# Red
BPD0800	100 x 1.5mm x 800# Green
BPD1500	100 x 1.5mm x 1500# Light Blue
BPD3000	100 x 1.5mm x 3000# Brown

VELCRO BACKING PADS

CODE	DETAILS
BPAD115	105mm x M14
BPAD100A	105mm x 5/8
BPAD100F	105mm x M14 - Flexi Foam
BPAD100R	100m x M14 - Foam
BPAD105R	105 x M14 - Flexi Rubber
BPAD150	150mm x M14





JENNY LIND METAL

For grinding stone with a radial arm polisher or single head machine.

CODE	DETAILS
GPG0050	180mm x 50#
GPG0200	180mm x 200#
GPG0400	180mm x 400#
GPG10050	220mm x 50#
GPG10200	220mm x 200#
GPG10400	220mm x 400#

JENNY LIND POLISHING

For polishing stone with a radial arm polisher or single head machine.

CODE	DETAILS
GPG33000	Polishing Buff Wheel 200mm
GPG30500	200mm x 500#
GPG30800	200mm x 800#
GPG31500	200mm x 1500#
GPG40500	250mm x 500#
GPG40800	250mm x 800#
GPG41500	250mm x 1500#



M14 SHAPING WHEEL

CODE	DETAILS
CAPW301	80 x 40mm x M14 x 24#
CAPW401	80 x 40mm x M14 x 36#
CAPW501	80 x 40mm x M14 x 60#
CAPW601	80 x 40mm x M14 x 80#
CAPW701	80 x 40 mm x M14 x 120#

DRAINAGE GROOVE WHEEL

CODE	DETAILS
GROOVE	100 x 10mm x M14
GROOVE125	125 x 10mm x M14



DRUM WHEELS D50 X 40MM GRINDING & POLISHING

CODE	DETAILS
LPD5040	M14 - Metal
LPD0050	50# x M14 - Black
LPD0100	100# x M14 - Yellow
LPD0200	200# x M14 - Orange
LPD0400	400# x M14 - Red
LPD0800	800# x M14 - Green
LPD1500	1500# x M14 - Blue
LPD3000	3000# x M14 - Brown

POLISHING POWDER

CODE	DETAILS
PPOW001	Calcined Alumina Powder - 1kg
PPOW040	Calcined Alumina Powder - 40kg



GRINDING X BLOCKS

CODE	DETAILS
TPGX0	X0 24# Green
TPGX1	X1 36# Black
TPGX2	X2 60# Orange
TPGX3	X3 120# Red
TPGX4	X4 320# Yellow



REBUFF

CODE	DETAILS
GPR0001	Black Polishing Block
GPR0002	White Polishing Block



MINI BLOCKS

CODE	DETAILS
TPG01	№1 36# Green
TPG02	№2 120# Black
TPG03	№3 320# Orange
TPG04	№4 400# Red
TPG05	№5 800# Blue



MAXI BLOCKS

CODE	DETAILS
TPGM01	№1 36#
TPGM02	№2 120#
TPGM03	№3 320#
TPGM04	№4 400#
TPGM05	№5 800#



FELT BUFF

CODE	DETAILS
FELTBUFF10030	100 x 30mm
FELTBUFF15030	150 x 30mm

SNAIL LOCK

CODE	DETAILS
SNLK2	Snail Lock 100mm x M14
SNLK1	Snail Lock 100mm x 5/8
SNLK3	Snail Lock 127mm x M14 (150mm)
SNLKBP115	Snail Lock Velcro Backing Pad 115mm



Stone Tools



MITRE CLAMP

A useful tool to assemble seamless 90° mitre edges. Fast and simple to use, it features a built-in square, fascia clamping rod, and fascia retaining arm.

CODE	DETAILS
GRMC001	Clamp 45° Mitre Clamp

STONE SLAB LIFTERS & CLAMP

Our powerful range of slab lifters are dependable for lifting and moving heavy slabs. The lifter integrates a spring-loaded latch that automatically releases from the slab. Clamps are sold in pairs.

CODE	DETAILS
GRTL001	Lifter - 50mm slab - 1300kg
GRTL002	Lifter - 75mm slab - 1500kg
GRTL003	Pair of Clamps - 40mm slab - 250kg each



Slab Clamp



SINK HOLE SAVER & CLAMPS

An innovative support device that protects finished stone pieces from breaking during lifting, transport and installation. The product is an ideal solution to strengthen counter-tops and backslashes. Features mechanical clamps which stay secure around finished edges. The stiffening rail is strong and light weight with a sliding channel for custom placement of each clamp. This device can be applied in the workshop and left on the counter-top all the way to and through the installation.

CODE	DETAILS
GRMC002	Sink Hole Saver 2.44m Bar
GRMC003	Clamp for Sink Hole Saver

FIBREGLASS RODDING

Protect your natural stone installations with fibreglass reinforced rods. Reinforcing of stone counter-tops is highly recommended to prevent breakages during transport and installation. The reinforcing rods can also be used to hold intricate patterns within the material together. Recommended for use around basins and thinner areas of stone.

Sold per meter.

CODE	DETAILS
GR001	3.17 x 6.35mm



CHINA MARKER PACKS

Packs of two specialised pencils designed for marking stone and tiles.

CODE	DETAILS
GM0001	Yellow China Markers (Twin Pack)
GM0002	Red China Markers (Twin Pack)
GM0003	White China Markers (Twin Pack)

PENCILS & MARKERS

Specialised pencils designed for marking stone and tiles.

CODE	DETAILS
MTT12001	Carpenters Pencil (Twin Pack)
GM0004	Yellow China Marker (Single)
GM0005	Red China Marker (Single)
GM0006	White China Marker (Single)



Rubber Casing



Plastic Casing

TAPE MEASURES

Rubber and plastic covered tape measures.

CODE	DETAILS
MTT09000	Tape Measure 3m x 16mm Rubber Case Magnetic H/D
MTT09001	Tape Measure 5m x 19mm Rubber Case Magnetic H/D
MTT09002	Tape Measure 8m x 25mm Rubber Case Magnetic H/D
MTT09003	Tape Measure 10m x 25mm Rubber Case Magnetic H/D
MTT09008	Tape Measure 3m x 16mm Plastic Case 2-Stop
MTT09009	Tape Measure 5m x 19mm Plastic Case 2-Stop
MTT09010	Tape Measure 8m x 25mm Plastic Case 2-Stop

SPIRIT LEVELS & CHALK LINE

Note: Chalk line includes chalk refill.

CODE	DETAILS
MTT09004	Spirit Level 400mm
MTT09005	Spirit Level 600mm
MTT09007	Chalk Line - Including Chalk



600mm

400mm

Chalk Line



MASKING TAPE

Various widths of masking tape.

CODE	DETAILS
GM0018	18mm x 40m x 80C - Box of 48
GM0011	24mm x 40m x 80C - Box of 36
GM0013	36mm x 40m x 80C - Box of 24
GM0010	48mm x 40m x 80C - Box of 24

SUCTION CUPS

Suction cups used for lifting slabs and tiles.

CODE	DETAILS
MTT13000	Single Suction Cup
MTT13001	Double Suction Cup
MTT13002	Triple Suction Cup
RAT185	Raimondi Single Suction Cup



Single

Raimondi

Double

Triple

CORE DRILLING GUIDES

The Diamond Core Bit Guide will keep your core bit in the correct position and prevent the core bit from jumping or skipping on your work piece.



FTTO0116 - 5-12mm



FTTO0118 - 20-65mm

CODE	Details
FTTO0116	Diamond Core Bit Guide (Small) 5-12mm
FTTO0118	Diamond Core Bit Guide (Large) 20-65mm



TRIMMER BLADES

Trimmer blades packed in a convenient casing with each blade oiled for protection and longevity.



CODE	DETAILS
GM0034	Pack of 10 Trimmer Blades
GM0033	Pack of 50 Trimmer Blades
GM0032	Pack of 100 Trimmer Blades

VINYL SANDBLASTING


Grey 300 micron Vinyl Application: Glass Stencilling (bathroom windows, front entrances, internal doors, boardrooms) GM0021

Blue 320 micron Vinyl Application: Stone (Tombstones) GM0020

CODE	DETAILS
GM0020	Grey 300 micron- 620mm x 25m
GM0021	Blue 320 micron- 620mm x 25m



GM0020 - Glass



GM0021 - Stone

SILICONE SEALANT TOOLS

Various tools used for applying and working with silicone.



CODE	DETAILS
MTT05008	Silicone Sealant Gun
GS0023	Bulk Fill Gun 12inch
MTT05009	Silicone Sealant Set

TOOL-CO MITRE JOINT ADHESIVE

Has extremely high strength and precise glue application. It's fast drying in winter, it never cracks, has no whitening, no blackening, no mold, no yellowing, 100% seamless splicing effect, and provides environmental protection with high efficiency. All products comply with EU SGS-ROHS, REACH, and ISO9001 certification.

Material Bonding: sintered stone, quartz stone, granite, marble, etc.

Working Time: 8-10 minutes @ 24 °C

Polishing Time: 18-22minutes @ 24 °C

Mixing Ratio of Glue to Curing Agent: 10 to 1

CODE	DETAILS
GSG0001	Mitre Joint Adhesive Iron Moss 250ml
GSG0002	Mitre Joint Adhesive Perfect White 250ml
GSG0003	Mitre Joint Adhesive Chameleon 250ml
GSG0004	Mitre Joint Adhesive Black 250ml
GSG0005	Mitre Joint Adhesive Ash 250ml
GSG0006	Mitre Joint Adhesive Quarry 250ml
GSG0007	Mitre Joint Adhesive Sand 250ml
GSG0008	Mixing Tip 250ml



Soudal Silicone

CODE	DETAILS
GS1001	Universal - Black - 270ml
GS1002	Universal - White - 270ml
GS1006	Universal - Clear - 270ml
GS1007	Paintable Sealant Acrylic - White - 270ml
GS1008	Fix All High Tack - Black - 290ml
GS1010	Fix All High Tack - White - 290ml
GS1011	Fix All High Tack - Crystal - 290ml
GS1012	Soudaflex 40FC - White - 600ml
GS1013	Pro Nails Solvent Free - 310ml
GS1014	Silirub NES - 280ml



SILTECH SILICONE

CODE	DETAILS
GS0001	1000 Universal Sealant - Clear - 260ml
GS0002	1000 Universal Sealant - White - 260ml
GS0003	1000 Universal Sealant - Black - 260ml
GS0009	100 Acetoxys Sealant - Grey - 280ml
GS0016	9000 Paintable Sealant - White - 260ml
GS0017	900 Acrylic Sealant - White - 280ml
GS0020	60 Kwik Stick - White - 280ml
GS0021	PU40 Shore Grey - 600ml



Core Drilling & Vacuum Brazed Bits

GRANITE CORE DRILLS BLACK

Economic drilling of all marble and granite.
Good life with slower drilling speed.
USE WITH WATER

CODE	DETAILS
BZG020P	Core Drill- 20 x 105mm x M14
BZG025P	Core Drill- 25 x 105mm x M14
BZG032P	Core Drill- 32 x 105mm x M14
BZG035P	Core Drill- 35 x 105mm x M14
BZG051P	Core Drill- 51 x 105mm x M14
BZG065P	Core Drill- 65 x 105mm x M14
BZG080S	Core Drill- 80 x 105mm x M14
BZG085P	Core Drill- 85 x 105mm x M14
BZG102P	Core Drill- 102 x 105mm x M14
GAD008	Adaptor Pin to M14
GAD006	Adaptor Pin to 5/8

Adaptor Pin



STONE & TILE CORE DRILLS BLUE

Fast drilling into all types of tiles:
Porcelain, ceramics, and natural stone.
USE WITH WATER

CODE	DETAILS
LZG005P	Dowel Drill- 5 x 40mm x Straight Shank
LZG006P	Dowel Drill- 6 x 40mm x Straight Shank
LZG008P	Core Drill - 8 x 40mm x Straight Shank
LZG010P	Core Drill - 10 x 40mm x Straight Shank
LZG012P	Core Drill - 12 x 40mm x Straight Shank
LZG014P	Core Drill - 14 x 40mm x Straight Shank
LZG016P	Core Drill - 16 x 40mm x Straight Shank
LZG006M	Core Drill - 6 x 40mm x M14
LZG008M	Core Drill - 8 x 40mm x M14
LZG010M	Core Drill - 10 x 40mm x M14
LZG016M	Core Drill - 16 x 40mm x M14
LZG018P	Core Drill - 18 x 40mm x M14
LZG020P	Core Drill - 20 x 50mm x M14
LZG025P	Core Drill - 25 x 50mm x M14
LZG032P	Core Drill - 32 x 70mm x M14
LZG035P	Core Drill - 35 x 70mm x M14
LZG040P	Core Drill - 40 x 70mm x M14
LZG045P	Core Drill - 45 x 70mm x M14
LZG052P	Core Drill - 52 x 70mm x M14
LZG065P	Core Drill - 65 x 70mm x M14
LZG078P	Core Drill - 78 x 70mm x M14
LZG080P	Core Drill - 80 x 70mm x M14
LZG090P	Core Drill - 90 x 70mm x M14
LZG095P	Core Drill - 95 x 70mm x M14
LZG102P	Core Drill - 102 x 70mm x M14
LZG120P	Core Drill - 120 x 70mm x M14
GAD008	Adaptor Pin to M14
GAD006	Adaptor Pin to 5/8

Adaptor Pin



VACUUM BRAZED ENGRAVING BITS


Vacuum Brazed Engraving Bits designed for edge details grinding and engraving applications.

CODE	DETAILS
LVED01	D1 x 6mm Straight Shank
LVED02	D2 x 6mm Straight Shank
LVED03	D3 x 6mm Straight Shank
LVED07	D7 x 6mm Straight Shank
LVED10	D10 x 6mm Straight Shank
LVED11	D11 x 6mm Straight Shank
LVED15	D15 x 6mm Straight Shank
LVED19	D19 x 6mm Straight Shank
LVED50/40	D50 x 8mm x 40# Straight Shank
LVED50/60	D50 x 8mm x 60# Straight Shank
LVED50/80	D50 x 8mm x 80# Straight Shank

VACUUM BRAZED DIAMOND CORE BITS

Our vacuum brazed diamond core bits are designed to give you uncomplicated, clean, smooth and chip-free holes in fibreglass, fibre concrete, ceramic, granite tops, marble or porcelain.

CODE	DETAILS
LVRC020P	20 x 3.5 x 7mm x M14
LVRC025P	25 x 3.5 x 7mm x M14
LVRC032P	32 x 3.5 x 7mm x M14
LVRC035P	35 x 3.5 x 7mm x M14
LVRC040P	40 x 3.5 x 7mm x M14
LVRC045P	45 x 3.5 x 7mm x M14
LVRC050P	50 x 3.5 x 7mm x M14
LVRC060P	60 x 3.5 x 7mm x M14
LVRC065P	65 x 3.5 x 7mm x M14
LVRC070P	70 x 3.5 x 7mm x M14
LVRC075P	75 x 3.5 x 7mm x M14
LVRC082P	82 x 3.5 x 7mm x M14
LVRC090P	90 x 3.5 x 7mm x M14
LVRC102P	102 x 3.5 x 7mm x M14
LVRC120P	120 x 3.5 x 7mm x M14





MASTIC 2000

Two-component polyester mastic for the filling and smoothing, ideal for bonding and filling marble, granite, travertine and natural stones. MASTIC 2000 is available in solid form for vertical use and is also available in multiple colours.

CODE	DETAILS
GB02802	Glue Yellow Solid Kit 750ml
GB02803	Glue Yellow Solid Kit 5L
GB02804	Glue Yellow Solid Kit 17L
GB02902	Glue White Solid Kit 750ml
GB02903	Glue White Solid Kit 5L
GB02904	Glue White Solid Kit 17L
GB03102	Glue Transparent Solid 750ml
GB03103	Glue Transparent Solid 5L
GB03104	Glue Transparent Solid 17L
GB03401	Glue 2000 Black solid 750ml Kit B12
GB03501	Glue 2000 Bassalt Gray 750ml Kit B10
GB03601	Glue 2000 Ivory solid 750ml Kit B14
GB03701	Glue 2000 Dark Straw 750ml Kit B04
GB03801	Glue 2000 Fog Grey 750ml Kit B30
GB03901	Glue 2000 Carnic Grey 750ml Kit B30
GB04002	Catalyst Hardener 40ml
GB04003	Catalyst Hardener 180ml

ASTRA 24K

Two-component, super transparent mastic for the gluing and filling of marble and stone. It's high adhesive strength and transparency make ASTRA 24K a great product for marble and light coloured stones, and when transparency is required.

CODE	DETAILS
GB03202	Astra 24k Transparent Glue 750ml



IMPREPOX 1000

Two-component epoxy system used mainly in the stone processing field to restore and consolidate natural stone surfaces, porous and leaky concrete and cement objects, and to reinforce the rear of natural stone slabs subject to breakage.

CODE	DETAILS
GB04501	Premium Extra Fluid Epoxy A 1kg
GB04502	Premium Extra Fluid Epoxy B 250g



RR/1 SPRAY

For kitchen tops, windowsills and furniture. One of the most popular requests for the maintenance of marble, granite and varnished wood is for a product which cleans and polishes in one operation. RR/1 Spray is a foam product specifically for cleaning and polishing. Wax included in it's composition increases the shine and life. Does not contain CFC and therefore does not endanger the ozone.

CODE	DETAILS
GB04901	RR/1 Spray Polish - 400ml



WAX PASTE

This product comes in a paste form for polishing marble, granite and cement. It dries quickly and forms a film of top quality wax on the surface which penetrate the material.

CODE	DETAILS
GB00102	Wax Paste for Polishing - White 930ml
GB00202	Wax Paste for Polishing - Black 930ml



SUPER CRYSTAL

This powder is used as a final step in achieving the high reflectivity finish that is seen on polished marble or granite tiles and slabs. To be used with water and a buffing pad to get excellent results.

CODE	DETAILS
GB01401	Marble Polishing Powder Super Crystal 1kg
GB01402	Marble Polishing Powder Super Crystal 5kg
GB08701	Granite Polishing Powder Super Crystal 1kg



LIQUID WAX

Specially formulated to intensify and enhance marble and granite colours giving them attractive "wet look".

CODE	DETAILS
GB00301	Special Liquid for Polishing - 675ml



EUREKA POLISHING GELS

The new line of products in gel specifically formulated for polish and maintain various types of materials: marble, granite, porcelain and quartz resin.

CODE	DETAILS
GB01101	Eureka Granite Polishing Gel 1L
GB01201	Eureka Marble Polishing Gel 1L
GB01301	Eureka Porcelain Polishing Gel 1L
GB08301	Eureka Quartz Polishing Gel 1L



VETRO-GLASS

It's now easy to renew a long-lasting sheen and to harden the surfaces of marble and stone agglomerates without using wax or resin.

CODE	DETAILS
GB00901	Crystallizer Vetro-Glass- 1L
GB00902	Crystallizer Vetro-Glass- 5L



Bellinzoni Sealants



IDEA HP

Clear protective agent to protect stones against water, oil, grease and humidity. IDEA HP penetrates deep into the stone, blocking the efflorescence and lets the stone breath.

CODE	DETAILS
GB01502	Idea HP Water & Oil Repellent- 1L
GB01503	Idea HP Water & Oil Repellent- 5L
GB01504	Idea HP Water & Oil Repellent- 25L

IDEA XC

Is a new impregnating sealer to protect stones against water, oil, grease and humidity giving an attractive wet-look effect; optimum also for polished materials. When applied, IDEA XC penetrates the stone without forming unsightly plastic films.

CODE	DETAILS
GB01602	Idea XC Water & Oil Repellent- 1L



IDEA GOLD

Is an exceptional anti-stain product based on nanotechnology formulation; it protects marble and granite stones from a wide range of stains and has prolonged efficiency.

CODE	DETAILS
GB01802	Idea Gold Water & Oil Repellent- 1L
GB01803	Idea Gold Water & Oil Repellent- 5L

IDEA STONAGER

A product specifically designed to protect and intensify the colour to give an antique look to stones marble, granite and artificial stones. Its typical application is on unpolished stones such as sand-blasted, bush-hammered, rough, flamed or honed ones. IDEA STONAGER protects against stains due to oils, greases, humidity and prevents formation of mildew.

CODE	DETAILS
GB08801	Idea Stonager- 250ml
GB08802	Idea Stonager- 1L
GB08803	Idea Stonager- 5L



IDEA TROPICAL

A product specifically designed to protect and intensify the colour and give an antique look to tropical stones. Its typical application is on unpolished stones such as sand-blasted, rough, bush-hammered, flamed or honed. The product protects against stains such as oil, grease, humidity and prevents formation of mildew.

CODE	DETAILS
GB08901	IDEA Tropical- 250ml

IDEA BLACK

A new silicone-based protective impregnating agent, dyed in an intense black colour for the treatment of black granites and stones. Great for enhancing black polished granites, that usually cannot be easily enhanced with other products.

CODE	DETAILS
GB01902	Idea Black 750ml Water Repellent -750ml



IDEA QUARZO

Water and oil repellent protective, impregnating enhancer with extra darkening action for quartz resin surfaces and against the penetration of water, oils, grease and moisture. Certified for foodstuff direct contact.

CODE	DETAILS
GB09001	IDEA Quarzo- 250ml
GB09002	IDEA Quarzo- 1L

IDEA RAPID COLOUR

Water and oil protective enhancer, brightening for limestone, sandstone, cement and stones against the penetration of water, oils, grease and moisture.

CODE	DETAILS
GB08501	Rapid Colour- 1L
GB08502	Rapid Colour - 5L
GB08503	Rapid colour- 25L



IDEA DARK

Protective impregnating agent, for the treatment of both shiny and rough surfaces of natural stones such as granites, marbles, etc. Specific for dark or black absorbing stones, IDEA DARK deeply enhances the natural colour of stone, covers scratches and flaws of dark/black stone.

CODE	DETAILS
GB01702	Idea Dark Water Repellent – 1L
GB01703	Idea Dark Water Repellent – 5L
GB01704	Idea Dark Water Repellent – 25L





LIMESEALER

Colourless impregnating and anti-salts resurfacing product, that also protects the material from water and oil. LIMESEALER is suited for very porous and fragile stones such as limestone and sandstone.

CODE	DETAILS
GB02001	Lime Seal Water & Oil Repellent- 1L
GB02002	Lime Seal Water & Oil Repellent- 5L
GB02003	Lime Seal Water & Oil Repellent- 25L

STRONG 2000

Is a clear siloxane consolidating agent for protection of buildings and stones against penetration of water, grease and humidity.

CODE	DETAILS
GB02101	Strong 2000 Consolidator- 1L
GB02102	Strong 2000 Consolidator- 5L
GB02103	Strong 2000 Consolidator- 25L



BLOCK D70

Colourless water and oil repellent for protection of stone facade, floors and stone products against penetration of water, humidity, oil, alimentary grease, and mildew formation. It's chemical composition allows the treated material to breathe and allows humidity to exit from the stone but prevent the same from entering.


CODE	DETAILS
GB02302	Block D70 Water & Oil Repellent- 1L
GB02303	Block D70 Water & Oil Repellent- 5L
GB02304	Block D70 Water & Oil Repellent- 25L
GB02402	Block D70 Eco+ Water & Oil Repellent- 1L
GB02403	Block D70 Eco+ Water & Oil Repellent- 5L
GB02404	Block D70 Eco+ Water & Oil Repellent- 25L



GREZZO

Is a deep colour enhancing and protective agent, used to intensely increase colour of material. It also raises resistance against penetration of water and oils, on surface and handmade objects with rough finish.

CODE	DETAILS
GB06701	Grezzo Enhancer- 1L
GB06702	Grezzo Enhancer- 5L



ANTIAQUA

Water based transparent protective water repellent for walls and concrete floors against rain and weathering. Antiaqua lets the material breathe, it penetrates deeply into the material, does not change the original colour; does not make any films but catalyses into the stone giving a good protection. It prevents formation of mildew. Good resistance to UV rays.

CODE	DETAILS
GB13001	Anti Aqua- 10L

PETRA

Water based transparent protective water repellent for walls and stone floors against rain and weathering. PETRA lets the material breathe, it penetrates deeply into the material, does not change the original colour; does not make any films but catalyses into the stone giving a good protection. It prevents formation of mildew. Good resistance to UV rays.

CODE	DETAILS
GB13101	Petra Sealer- 25L





MARBLE & GRANITE CARE KIT

Specific system for the cleaning and protection of marble, granite and stone surfaces. Certified for foodstuff direct contact.

CODE	DETAILS
GB11001	Marble & granite care kit- 250ml

QUARTZ CARE SYSTEM

Specific system for the cleaning and protection of quartz surfaces. Certified for foodstuff direct contact.

CODE	DETAILS
GB08601	Quartz Care kit- 250ml



MOULD OFF

A very concentrated cleaner with strong hygienic action, removes and prevents the formation of mould and the subsequent settlement of fungi, algae, mildew and musk.

CODE	DETAILS
GB05702	Mould off- 500ml

ALGAKILL

A concentrated cleaner, it removes and prevents deposits of algae, mould and mildew on marble, granite, terrazzo, slate, stone, ceramic, concrete, glass and other hard washable surface. Suitable for slabs façades and swimming pools.

CODE	DETAILS
GB05701	Algae Killer- 1L



RUST REMOVER

Specific gel cleaner for rust removal from marble, granite, ceramic, porcelain, stones and metals.

CODE	DETAILS
GB06901	Rust Cleaner Gel- 1L

SPOT REMOVER

Spot Remover Absorbing Paste- for stubborn dirt removal is a product specifically formulated to remove stains on marble, granite, ceramic and concrete.

CODE	DETAILS
GB06601	Spot Remover Absorbing Paste- 250ml
GB06602	Spot Remover Absorbing Paste – 1L
GB06603	Spot Remover Absorbing Paste- 5L



L&L CLEAN & POLISH

Product for an easy and quick maintenance of ceramic, natural and agglomerated stone floors. Used for the maintenance of polished or waxed natural stones.

CODE	DETAILS
GB06401	L & L Clean & polish- 1L

TILE & GROUT CLEANER

Specific solvent-free cleaner for joints and grouts. It respects the environment, EC ECOLABEL.

CODE	DETAILS
GB12001	Tile & Grout Cleaner- 500ml



LEM-3 DETERGENT

LEM-3 is a concentrated detergent which is used to clean all surfaces. It is especially suited for the treatment of marble, granite and natural stones. Designed for resistant dirt. Can be used to clean and wash all cleanable surfaces such as glass.

CODE	DETAILS
GB06201	Lem-3 Neutral Detergent- 1L
GB06202	Lem-3 Neutral Detergent- 5L

BERT 27

This is an extremely concentrated, acid-based detergent for granite, ceramic or porcelain. It should only be used for strongly-resistant soiling or to eliminate rust or potassium nitrate. One of its great advantages is that it forms a layer of foam that does not drip when used on vertical surfaces, so it is especially useful for the deep cleaning of wall-tiles immediately after fixing.

CODE	DETAILS
GB06001	Bert 27 Detergent- 1L



ULTRA STRIPPER

Highly efficient detergent for every type of dirt: grease, smog, oily stains. It removes very resistant metallic, acrylic and solvent based waxes from floors and walls and it is also suitable for deep cleaning of floors before polishing.

CODE	DETAILS
GB06101	Ultra-stripper Concentrate Cleaner- 1L
GB06102	Ultra-stripper Concentrate Cleaner- 5L

DECER DOS

How many times have you seen floors become yellow or covered with an unsightly, film or tiles corroded by exceptionally aggressive or acid-based wax-removing products? Now there is DECER-DOS, a wax-remover which emulsifies resin-based or synthetic waxes, without corroding materials. Even if heavily diluted, the wax removing power of DECER-DOS remains unchanged and removes all traces of wax from the floor, while restoring its natural appearance.

CODE	DETAILS
GB10001	Decer Dos De-waxer- 1L





MANTA 150 & 200

Available in both 1.5m and 2m versions, the Manta is a heavy duty single phase manual saw for cutting natural stone, porcelain, and ceramics. The head slides on two rectified chrome ground bars by means of linear ball-bearings. It is equipped with a submersible pump placed inside the base, which doubles as the water reservoir. Vertical head motion is by means of a hand-wheel for a fast and stable adjustment. Tilting head for 45° cuts. EQUIPPED WITH: 1 submersible pump and a set of servicing wrenches.

Excluding Diamond Blade

TECHNICAL DETAILS	Manta 150 / 200
Power	230V, 2.2kW
Max Blade Size	350mm x 25.4mm
Max cutting length	1500mm / 2000mm
Max cutting depth	110mm
Weight	210kg / 260kg
CODE - MANTA 150	MN120350ED
CODE - MANTA 200	MN120458
MNS17M003	Side Stop
MNS17M004	Long Diagonal Square 50cm
MNS17M005	Short Diagonal Square
MNS020022NMM	Water Pump
MNS17M000	Side Roller Bench



ACHILLI RAIL SAW

Innovative portable track saw on mobile rail, useful to cut large slabs with a small investment. Manual cutting depth adjustment up to 40mm with hand wheel. With new solid rails for accurate cutting 2.4m and 4m.

Excluding Diamond Blade

TECHNICAL DETAILS	
Power	230V, 2.2kW
Blade Size	300-350mm
Blade Bore	25.4mm
Cutting Length	2.4m or 4m
Cutting Depth	40mm
CODE	DETAILS
ACPRS000	Achilli Rail Saw Without Rails
ACPRS002	Achilli Rail Saw Variable Speed- Without Rail Achilli Rail Saw Including 2.5m Rail
ACPRS005	Achilli Rail 2.5m
ACPRS006	Achilli Rail 4m
BBR350P25	Achilli Segmented Blade 350/25.4mm
ACPRS001	Switch box
ACPRS003	Outer Flange
ACPRS004	Inner Flange




AGP SCS7

Wet stone saw with quick release water house coupling and vacuum cleaner port for dry cutting.

Excluding Diamond Blade

TECHNICAL DETAILS	
Power	230V, 1800W
Load Speed	5800rpm
Blade Size	180mm
Blade Bore	22.23mm
Dimensions	475 x 410 x 355mm
Weight	6.7kg
CODE	DETAILS
PTM-SCS7	AGP SCS7 Rail Saw
PTM-SCS7C	SCS7 Rail Saw with Rail, Connector, and Clamps
PT0401001	Guide Rail 1.4m
PT0401002	Guide Rail Connector
PT0401003	Quick Release Clamp
BTW180P	Turbo Wave Economy- 180 x 2.2 x 25.4mm
LTG180P	Turbo Premium- 180 x 2.2 x 8mm
BTX180P	Turbo Stone Cycle- 180 x 22.23mm
PT-SCS7-0047	Brush Cap
PT-SCS7-0046	Carbon Brush
PT-SCS7-0031	Parallel Guide



Electric Saws



MANTA 200-250-300 ECO

Available in both manual and automatic, the Manta ECO is a heavy duty, inexpensive and easy to run electric saw, making it deal for both small workshops and big industries that need to cut any kind of stone material. It features a cutting head that cuts from 90° to 45°.

INCLUDING: 1 Side Roller Bench

OPTIONAL: Extra Side Roller Benches, Diagonal Square, Water Pump

TECHNICAL DETAILS	MANTA 200 ECO / 250 ECO / 300 ECO
Power	230V, 2.2kW / 400V, 4kW
Max Blade Size	450mm x 30mm
Blade Speed	1400rpm or 2800rpm
Max cutting length	2000mm / 2500mm / 3000mm
Max cutting depth	150mm
Weight	390kg / 410kg / 470kg
CODE	(On Request)




MANTA POKER JUMBO BASIC

Robust and versatile monolithic machine. It cuts both length ways (X axis) and cross ways (Y axis). The head traverse is driven by means of an electronic program card. The main technical features are: X Axis Traverse: 3500 mm.; Y Axis Traverse: 1650 mm.; Z Axis Raise: 140 mm.; Cutting head speed driven by inverter; manual turning head (0-90 degree); head inclination (0-90 degree) by means of a hand-wheel.

TECHNICAL DETAILS	
Power	5500W, 400V
Blade Size	450mm x 40mm
Speed	1400rpm
Cutting Length	3500mm
Cutting Thickness	140mm
Weight	1500kg
CODE	(On Request)



Polishing Machines



RADIAL ARM STONE POLISHER

Used for surface grinding and polishing of tombstones, slabs and mosaic which needs to change the thickness frequently.

TECHNICAL DETAILS	
Power	5500W
Wheel Size	220mm
Gyro Radius	2600mm
Range of Vertical Stroke	0-800mm
Water Consumption	3m³/h
Weight	850kg
CODE	ML-M2B2600 (On Request)



MANUAL POLISHING MACHINE

Manual stone and tile polishing machine with a table size of 1200mm by 800mm

TECHNICAL DETAILS	
Power	4000W
Wheel Size	100mm
Application Size	200-600/800/1200mm
Dimensions	1500 x 1300 x 1500mm
Weight	400kg
CODE - MANTA 200	ML-MLA1200 (On Request)



Polishers & Grinders

**FLEX LW 1202N
130MM POLISHER**

CODE	POP130F002
Power	1600W
Size	130mm
Speed	1750rpm
Fixture	M14
Weight	5.1kg

**MAKITA 9237CB
180MM VARIABLE SANDER/POLISHER**

CODE	POP180M001
Power	1200W
Size	180mm
Speed	0-3200rpm
Fixture	M14
Weight	3.4kg

**MAKITA GA5040C
125MM VARIABLE SPEED GRINDER**

CODE	POG125M001
Power	1400W
Size	125mm
Speed	2800-11000rpm
Fixture	M14
Weight	2.5kg

**MAKITA 9557HN
115MM ANGLE GRINDER**

CODE	POG115M002
Power	840W
Size	115mm
Speed	11000rpm
Fixture	M14
Weight	2.0kg

**MAKITA GA4530
115MM ANGLE GRINDER**

CODE	POG115M001
Power	720W
Size	115mm
Speed	11000rpm
Fixture	M14
Weight	1.8kg

**FLEX L811
125MM ANGLE GRINDER**

CODE	POG125F003
Power	800W
Size	125mm
Speed	11500rpm
Fixture	M14
Weight	2.0kg

**DEWALT DWE4010
115MM ANGLE GRINDER**

CODE	POG115D001
Power	730W
Size	115mm
Speed	11000rpm
Fixture	M14
Weight	1.8kg

**FLEX L2200
230MM ANGLE GRINDER**

CODE	POG230F001
Power	2200W
Size	230mm
Speed	6500rpm
Fixture	M14
Weight	5.4kg

**MAKITA GA9050
230MM ANGLE GRINDER**

CODE	POG230M002
Power	2000W
Size	230mm
Speed	6600rpm
Fixture	M14
Weight	5.8kg

**DEWALT DWE492
230MM ANGLE GRINDER**

CODE	POG230D002
Power	2200W
Size	230mm
Speed	6500rpm
Fixture	M14
Weight	5.6kg

**MAKITA GA9020
230MM ANGLE GRINDER**

CODE	POG230M003
Power	2200W
Size	230mm
Speed	6600rpm
Fixture	M14
Weight	5.8kg

**MAKITA GA9040S
230MM ANGLE GRINDER**

CODE	POG230M004
Power	2600W
Size	230mm
Speed	6600rpm
Fixture	M14
Weight	6.7kg



Drills


**BOSCH GSB 16 RE SD
13MM CHUCK IMPACT DRILL**

CODE	POD013B001
Power Input	750W
Impact Rate	0-48000bpm
No-Load Spd	0-3000rpm
Weight	1.9kg

**MAKITA HP2050
13MM CHUCK IMPACT DRILL**

CODE	POD013M001
Power Input	720W
Impact Rate	High:0-58000bpm / Low:0-24000bpm
No-Load Spd	High:0-2900rpm / Low:0-1200rpm
Weight	2.5kg


**BOSCH GBH 2-24 DRE
SDS+ ROTARY HAMMER**

CODE	PODSDSB101
Power Input	790W
Impact Energy	2.7 J
Impact Rate	0-4200bpm
Rated Speed	0-930rpm
Weight	2.8kg

**MAKITA HR2460
SDS+ ROTARY HAMMER**

CODE	PODSDSM101
Power Input	780W
Impact Energy	2.7 J
Impact Rate	0-4500bpm
Rated Speed	0-1100rpm
Weight	2.8kg


**BOSCH GBH 5-40 D
SDS MAX ROTARY HAMMER**

CODE	PODSDSB201
Power Input	1100W
Impact Energy	8.5 J
Impact Rate	1500- 2900bpm
Rated Speed	170-340rpm
Weight	6.8kg

**MAKITA HR4002
SDS MAX ROTARY HAMMER**

CODE	PODSDSM201
Power Input	1050W
Impact Energy	6.2 J
Impact Rate	2500bpm
Rated Speed	680rpm
Weight	6.6kg



Diamond Saws


**MAKITA 4107R
WET DIAMOND BLADE**

CODE	POS180M101
Power	1400W
Size	180mm
Speed	5800rpm
Weight	6.6kg

**MAKITA 4114S
DRY DIAMOND BLADE**

CODE	POS355M001
Power	2400W
Size	355mm
Speed	3500rpm
Weight	10.8kg



Safety Equipment

APRONS



CODE	DETAILS
MTT10401	PVC Kahki Green Aprons 450gr
MTT10402	PVC Green Aprons 400gr

SAFETY GEAR

CODE	DETAILS
MTT10001	Safety Glasses- Clear
MTT10002	Safety Vests ZIP- 1 Size Fits All



KNEE PADS



CODE	DETAILS
MTT10003	Knee Pads Plain
MTT10004	Knee Pads Plastic Cap

EAR PROTECTION

CODE	DETAILS
MTT10006	Ear Plugs Re-usable with cord
MTT10700	Ear Muffs



DUST MASK



CODE	DETAILS
MTT10000	Dust Mask FFP1 (Loose)
MTT10101	Dust Mask FFP2 NR No Valve (Box of 20)
MTT10103	Dust Mask FFP2 Valve (Box of 20)
MTT10105	Dust Mask FFP2 Valve (Loose)
MTT10104	Respirator Cartridge C8 Solvents, Organic, Petrolm Fumes
MTT10106	Respirator Cartridge D2 Dust, Fumes & Mist
MTT10102	Dust Mask Single Respirator
MTT10107	Dust Mask Double Respirator

GLOVES

CODE	DETAILS
MTT10802	PVC Red Elbow Gloves 40 Density
MTT10803	Rubber Shoulder Gloves H2-55
MTT10804	Rubber Elbow Gloves H2-55




Display Stands

DISPLAY STANDS

CODE	DETAILS
STAND03	Tool-Co Counter Stand
STAND01	Tool-Co Blue Display Stand
STAND07	Bellinzoni Chemical Display Stand
STAND05	Raimondi RLS Display Stand
SIGZ0001	Sigma Tile Cutter Display Stand
STAND02	Edge Trim Stand



Tool-Co Counter Stand



Tool-Co Blue Display Stand



Bellinzoni Chemical Display Stand



Raimondi RLS Display Stand



Sigma Tile Cutter Display Stand



Edge Trim Stand

Diamond Blade Size Chart

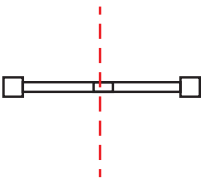

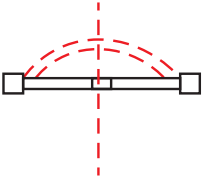
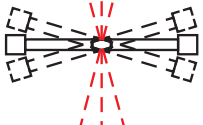
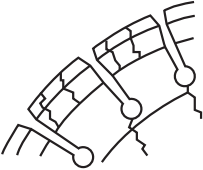
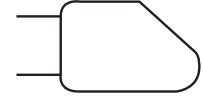
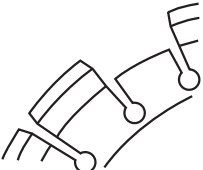
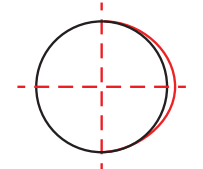

Blade Size	Depth of Cut	Min RPM	Max RPM
115mm	25mm	8000	11000
125mm	30mm	7200	12200
180mm	50mm	5100	8730
230mm	80mm	4000	6700
300mm	92mm	3000	5095
350mm	120mm	2500	4365
400mm	150mm	2200	3820
450mm	170mm	2000	3300
500mm	195mm	1800	3000
600mm	250mm	1500	2550
700mm	280mm	1200	2185
800mm	350mm	1100	1910
900mm	370mm	1000	1700
1200mm	500mm	700	1275

Core Drilling Speed Chart

One of the major factors in grinding properly and avoiding the diamond segments glazing over is your core drill motor's rpm, which stands for revolutions per minute. Diamonds perform their optimal cutting at a predetermined surface speed, which is why every core bit should run at the proper rpm. If you have a large core diameter, you need to have a low rpm, whereas if you have a small core diameter, you will need to have a higher rpm. Thankfully, these ratings are standard for almost all manufacturers in the industry. Most electric core drill motors have multiple speeds, so you can use different sized core bits and operate them at their appropriate speed. The table below can assist you in selecting the recommended speed for the core size you are drilling.

Core Bit Diameter (mm)	25	50	75	100	150	200	250	300	350	450	500	600	900	1000
Recommended Speed (rpm)	3200	1600	1050	800	530	400	320	265	225	175	160	130	85	75


Diamond Blade Troubleshooting

PROBLEM	CAUSE	SOLUTION
<p>Blade Work Out Of Round</p> 	<p>Shaft bearings are worn (masonry & concrete).</p> <p>Blade rotation surges; engine not tuned for concrete saws.</p> <p>Blade arbour hole is damaged from previous mounting.</p> <p>Blade mounting arbour worn in a groove-like formation from previous blades.</p> <p>Blade is slipping on arbour shaft.</p> <p>Bond too hard for material causing a "pounding" and wearing one half of the blade more than the other half.</p>	<p>Install new blade shaft or replace blade shaft bearings.</p> <p>Tune engine according to manufacturer's manual.</p> <p>Re-braze segments onto new steel centre if the steel thickness is 3mm or less. If steel centre is more than 3mm, re-bore the arbour hole and brush to original size.</p> <p>Replace worn shaft or mounting arbour bushing.</p> <p>Masonry saws: Tighten blade collar. Concrete saws: Check drive pin is functioning correctly.</p> <p>Use proper blade specification.</p>
<p>Blade Will Not Cut</p> 	<p>Blade is too hard for material being cut.</p> <p>Blade has become dull as a result of being used on too hard a material.</p> <p>Blade does not cut material it was specified for.</p>	<p>Select proper blade specification for material being cut.</p> <p>Sharpen by cutting on a lightweight abrasive building block to expose the blade's diamonds. If continual sharpening is required, the blade is too hard for the material being cut.</p> <p>Make sure the blade is correct. If so, allow it to dress itself on the material to be cut. If it does not dress itself, sharpen it as you would a dull blade.</p>
<p>Loss Of Tension</p> 	<p>Steel centre has been overheating.</p> <p>Steel centre has been overheating as a result of blade spinning on arbour.</p> <p>Steel centre has been overheating from rubbing the side of material being cut.</p> <p>Unequal pressure at blade clamping collars.</p> <p>Improper blade specification; blade is too hard for the material being cut.</p>	<p>Check the water flow, distribution, and lines.</p> <p>Tighten the blade clamping disc nut and make certain the drive pin is functioning on concrete saws.</p> <p>Properly align the saw to prevent square cutting. Make certain the blade RPM is correct, so the blade operates at it's tensioned speed.</p> <p>Blade clamping collars should be identical in diameter and the recommended size.</p> <p>Use a softer bonded blade to reduce operating stresses.</p>
<p>Blade Wobbles</p> 	<p>Blade is too hard for material being cut.</p> <p>Blade has become dull as a result of being used on too hard a material.</p>	<p>Select proper blade specification for material being cut.</p> <p>Sharpen by cutting on a lightweight abrasive building block to expose diamonds. If continual sharpening is required, the blade is too hard for the material being cut and a softer bonded blade is required.</p>
<p>Cracks In Steel Centre Or Segment</p> 	<p>Cracks in steel centre- blade flutters in cut as a result of losing blade tension.</p> <p>Cracks in steel centre- blade specification is too hard for the material being cut.</p>	<p>Tighten the blade clamping disc nut. Make sure the blade is running at proper tensioned speed and that the drive pin is functioning properly.</p> <p>Use a softer bonded blade to eliminate stresses which create cracks.</p>
<p>Uneven Segment Wear</p> 	<p>Insufficient water. (Usually on one side of the blade)</p> <p>Equipment defects cause the segments to wear unevenly.</p> <p>Saw head is misaligned.</p>	<p>Flush out water system and check flow and distribution to both sides of the blade.</p> <p>Replace bad bearings, worn arbour shaft, or misaligned spindle. For concrete saws, the engine must run smoothly to prevent harmonic vibration.</p> <p>Check saw head alignment for squareness both vertically and horizontally.</p>
<p>Segment Loss</p> 	<p>Material is not being firmly secured.</p> <p>Overheating due to lack of water.</p> <p>Steel centre is worn from undercutting.</p> <p>Defective blade collars are setting the blade out of alignment.</p> <p>Blade is too hard for material being cut.</p> <p>Blade is cutting out of round, causing a pounding motion.</p> <p>Improper blade tension.</p>	<p>Hold material firmly against backstop.</p> <p>Check water feed lines, checks flow is adequate on both sides of blade.</p> <p>Use sufficient water to flush out the cut.</p> <p>Clean blade clamp surfaces or replace if the clamps are under recommended diameter.</p> <p>Use proper blade specification for material being cut.</p> <p>Replace worn bearings; realign blade shaft or replace the worn blade mounting arbour.</p> <p>Give running speed of equipment when you order your blades in order to insure they are running at the correct RPM. With concrete saws, check spindle speed with tachometer to ensure blade is running at the correct cutting speed and blade tension.</p>
<p>Arbour Hole Out-Of-Round</p> 	<p>Blade collar is not properly tightened, causing vibration on the shaft which causes the blade to rotate out of round.</p> <p>Blade collars are worn or dirty, not allowing proper blade clamping.</p> <p>Blade is not properly mounted.</p>	<p>Tighten the arbour nut with a wrench to make certain that the blade is adequately secured.</p> <p>Clean blade collars, making sure they are not worn. Tighten arbour nut properly.</p> <p>Make certain the blade is mounted on the proper shaft diameter before tightening the arbour nut. On concrete saws, make sure the pin hole slides over the arbour drive pin. Distorted blade arbour holes can be re-bored, provided they are within tolerance and the blank has not been abused.</p>
<p>Undercutting The Steel Centre</p> 	<p>Abrasion of steel centre due to highly abrasive dust generated during cutting.</p>	<p>Use the correct amount of water in order to flush out the fine dust generated during cutting, or use wear-retardant cores.</p>

PREVENT THIS...



..USE CABLE BUDDY!



PREVENTING DOWNTIME & ENSURING SAFETY!

A PRACTICAL SOLUTION FOR A COMMON PROBLEM!

 PAT.APP No 2004/7303, 2004/7279

CABLE BUDDY

CABLE BUDDY PACK OF 10 - CODE: CABBUD10

WORK HARD *Drink Coffee*

Italian Blend - 1kg

potent ~ strong ~ creamy ~ long-lasting ~ low acidity
CODE: FCIB1000

Allora Caffè - 1kg

low acid ~ pronounced body ~ medium dark chocolate
CODE: FCAC1000



MACTOOL

DIAMOND & CONSTRUCTION PRODUCTS



CAPE TOWN

sales@mactool.co.za
+27 21 552 8566
Unit 6 Pennisi Park,
No.3 Jig Ave, Montague Gardens

JOHANNESBURG

salesjhb@mactool.co.za
+27 11 823 1077
Unit 4 Hughes Industrial Park,
Cnr Oscar & Romeo Rd, Hughes

DURBAN

saleskzn@mactool.co.za
+27 31 350 4004
Unit 3 Mulsanne Business Park,
4 Lemans Place, Westmead Ext, Pinetown